

# The Austin Twelve



## List of SPARE PARTS

Quote your Car Number

Publication 1099.

PRICE - ONE SHILLING.

THE  
AUSTIN MOTOR CO. LTD.  
LONGBRIDGE :: BIRMINGHAM

# INDEX

FOURTH EDITION.

PUBLICATION 1099

1-34.

For use with all cars bearing chassis numbers from 74,372 on.

	PAGE.		PAGE.
Accumulator .. ..	29	Lamps and brackets .. ..	27
Air Cleaner .. ..	19	Layshaft and gears .. ..	35
Air Strangler .. ..	19, 25	Magneto drive .. ..	9
Autovac .. ..	19	Monobloc .. ..	11
Axle, front .. ..	39, 41	Oil gauge .. ..	27
Axle, rear .. ..	55	Oil pump .. ..	5
Battery .. ..	29	Oil reservoir .. ..	3
Brakes, .. ..	39, 51	Pedal controls .. ..	49, 51
Cables, brake .. ..	53	Petrol piping .. ..	19
Cables, electric .. ..	29, 31	Petrol tank .. ..	21
Camshaft .. ..	7	Piston .. ..	13
Carburetter .. ..	19	Propeller, shaft .. ..	61, 63
Change speed .. ..	33	Pump, oil .. ..	5
Clutch .. ..	37	Pump, water .. ..	7
Connecting rod .. ..	13	Radiator .. ..	17
Controls, engine .. ..	25	Rear axle .. ..	55
Controls, hand and foot .. ..	49	Reverse gear .. ..	35
Crankcase .. ..	1	Shield under engine .. ..	69
Crankshaft .. ..	7	Shock absorbers .. ..	71
Cylinder .. ..	11	Silencer .. ..	23
Differential .. ..	57	Speedometer gears .. ..	35
Dustshields .. ..	59	Springs and shackles .. ..	65 and 67
Dust covers .. ..	41	Starter .. ..	27
Dynamo .. ..	9	Starting handle .. ..	15
Engine brackets .. ..	65	Steering box and column .. ..	43
Engine Control .. ..	25	Steering tubes .. ..	47
Engine shields .. ..	69	Sump .. ..	3
Exhaust pipe .. ..	23	Switchbox .. ..	27
Export Cars only .. ..	75	Swivel axle .. ..	39
Fan .. ..	15	Special parts for Export Cars only .. ..	75
Flywheel .. ..	37	Tail pipe .. ..	23
Foot control .. ..	49	Tank, petrol .. ..	21
Frame .. ..	65	Tappets and valves .. ..	13
Front axle .. ..	39	Thermostat .. ..	17
Gearbox .. ..	33	Tool kit .. ..	73
Generator .. ..	9	Undershields .. ..	69
Handbrake .. ..	49	Universal joints .. ..	63
Horn .. ..	27	Valves and tappets .. ..	13
Hub, front .. ..	39	Water pump .. ..	7
Hub, rear .. ..	57	Wiring .. ..	29 and 31
Instruments .. ..	27		

QUOTE YOUR CAR NUMBER.

For prices of parts given in this list, refer to the "Austin Twelve Price List of Spare Parts."

# Manufacturers' Warranty.

---

**T**he goods manufactured by the Austin Motor Company Limited (hereinafter called "the Company") are supplied with the following express Warranty which excludes all warranties conditions and liabilities whatsoever implied by Common Law Statute or otherwise that is to say :—

In the event of any defect being disclosed in any part or parts of the goods and if the part or parts alleged to be defective are returned to the Company's Works carriage paid within six months from the date when the goods are delivered new to the retail customer the Company undertakes to examine same and should any fault due to defective materials or workmanship be found on examination by the Company it will repair the defective part or supply free of charge a new part in place thereof. This Warranty is limited to the delivery to the purchaser free at the Company's Works of the part or parts whether new or repaired in exchange for those acknowledged by the Company to be defective.

The Company gives no warranty of the goods except as herein stated but desires and expects that customers shall make a thorough examination before purchasing. Persons dealing in the Company's goods are in no way the legal Agents of the Company and have no right or authority to assume any obligation on its behalf express or implied or to bind it in any way.

For the purpose of this Warranty the term "goods" means and includes new cars or vans or chassis or parts thereof including replacement parts manufactured by the Company. It does not include tyres speedometers or Electrical Equipment or other proprietary articles or goods (including coach work) not of the Company's own manufacture although supplied by the Company. Proprietary articles are covered by the warranty (if any) given by the separate manufacturers. On second-hand goods no warranty is given by the Company or is to be implied.

The Company's responsibility is limited to the terms of this Warranty and it shall not be answerable for personal injuries or consequential or resulting liability damage or loss arising from any defects. This Warranty shall not apply to defects caused by motor racing, wear and tear, misuse, or neglect or to the defects in any goods which have been altered outside the Company's Works or which have been let out on hire or the identification numbers or marks on which have been altered or removed.

This Warranty is dependent upon the strict observance by the Purchaser of the following provisions :—

The Purchaser shall at the time of purchase personally sign the form supplied by the Company and register his name address date of purchase price paid and car and chassis numbers and name and address of Seller with the Company and shall obtain from the Company a signed copy of this Warranty and shall produce same to the Company's representative for inspection in case of any claim being made. This Warranty shall not be assigned or transferred to anyone unless the Company's consent in writing has first been obtained.

The Purchaser shall send to the Company's Works such part or parts as are alleged or claimed to be defective promptly on the discovery of the claimed defect. Transportation is to be prepaid by the Purchaser and said part or parts to be properly packed for transit and clearly marked for identification with the name and full address of the Purchaser and with the car and chassis numbers of the vehicle from which the said part or parts were taken.

The Purchaser shall post to the Company at its Works on or before despatch of such part or parts alleged to be defective a full and complete description of the claim and the reasons therefor.

The judgment of the Company in all cases of claims shall be final and conclusive and the Purchaser agrees to accept its decision on all questions as to defects and to the exchange of part or parts. After the expiration of six days from the despatch of notification of the Company's decision, the part or parts submitted may be scrapped or returned carriage forward by the Company.

# Terms of Business.

---

All Austin agents carry stocks of genuine Austin replacements, and applications for spares should be made to them. Clients will then be certain that the replacement is made by parts supplied by the Austin Motor Company, and carrying their high reputation for quality and workmanship.

Correspondence with the Company relating to spare parts, accessories, and replacements, should be addressed to the Service Department.

All prices are "at works," carriage or postage extra.

Packing cases charged if not returned carriage paid to the Company's works within 28 days.

Quotations hold good for 14 days from date, but those in respect of proprietary articles are subject to any alteration made by the makers in their list prices.

Cash with order, unless purchaser already has an account with the Company or is able to furnish approved references.

Bearing in mind alterations due to improvements, the Company in no way holds itself liable or responsible as to alterations in details in respect to orders.

The Company retains the right of making alterations to this list without notice, should it be deemed necessary.

Delivery on any specified date is not guaranteed.

## **TELEGRAPH AND TELEPHONE ORDERS.**

To protect itself against fraud, the Company is compelled to decline to deliver goods ordered by telegram or telephone to the address of any person unknown to it, unless covered by telegraphic remittance.

## **DAMAGE IN TRANSIT.**

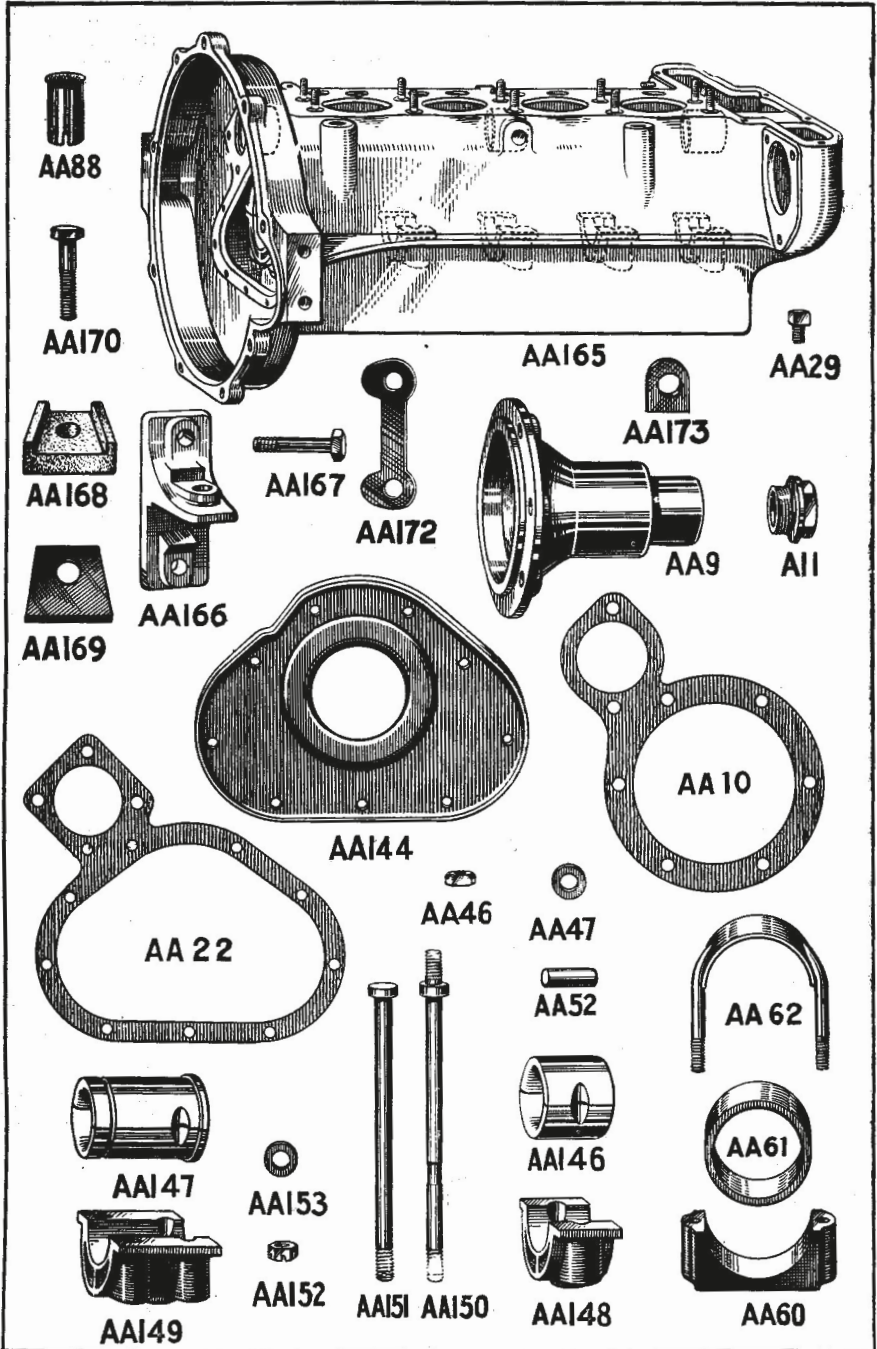
The Company does not hold itself responsible for goods lost or damaged in transit. All packages, upon receipt, should be signed for as "unexamined," and in the event of loss or damage to the contents, claim made upon the carriers without delay.

# CRANKCASE

DESCRIPTION.	Number Per Car.	Reference Number.
<b>Crankcase, including AA12, 25, 51, 52, 148 to 153, 155 and 156</b> ... ..	1	<b>AA165</b>
<b>Engine rear brackets</b> ... ..	2	<b>AA166</b>
Bolts for engine mounting ... ..	2	<b>AA167</b>
Rubber mounting washers ... ..	4	<b>AA168</b>
Metal mounting washers ... ..	4	<b>AA169</b>
Bolts for engine foot ... ..	4	<b>AA170</b>
Nuts ... ..	4	<b>AA171</b>
Lockwashers (double) ... ..	2	<b>AA172</b>
Lockwashers (single) ... ..	4	<b>AA173</b>
<b>Engine front support, including AA11</b> ...	1	<b>AA9</b>
Joint washer for support and camshaft front end cover ... ..	1	<b>AA10</b>
Bush for starting handle ... ..	1	<b>AA11</b>
Studs ... ..	6	<b>AA12</b>
Nuts ... ..	6	<b>AA13</b>
Washers ... ..	6	<b>AA14</b>
<b>Crankcase rear cover</b> ... ..	1	<b>AA144</b>
Joint washer for cover and camshaft rear cover	1	<b>AA22</b>
Set screws ... ..	9	<b>AA23</b>
Lockwashers ... ..	9	<b>AA24</b>
<b>Magneto bracket cover studs</b> ... ..	4	<b>AA25</b>
Nuts ... ..	4	<b>AA26</b>
Plain washers ... ..	4	<b>AA27</b>
Spring washers ... ..	4	<b>AA28</b>
<b>Square headed set screws for valve covers</b> ...	2	<b>AA29</b>
<b>Rear main bearing</b> ... ..	1	<b>AA147</b>
Cap ... ..	1	<b>AA149</b>
<b>Main bearings</b> ... ..	4	<b>AA146</b>
Cap ... ..	4	<b>AA148</b>
<b>Rear bearing bolts</b> ... ..	2	<b>AA151</b>
<b>Main bearing bolts</b> ... ..	10	<b>AA150</b>
Nuts ... ..	12	<b>AA152</b>
Washers ... ..	12	<b>AA153</b>
Split pins ... ..	12	<b>AA51</b>
Dowel pegs ... ..	12	<b>AA52</b>
<b>Cylinder stud nuts</b> ... ..	10	<b>AA46</b>
Washers ... ..	10	<b>AA47</b>

WHEN ORDERING PARTS QUOTE YOUR CAR NUMBER.

AUSTIN TWELVE SPARE PARTS LIST.

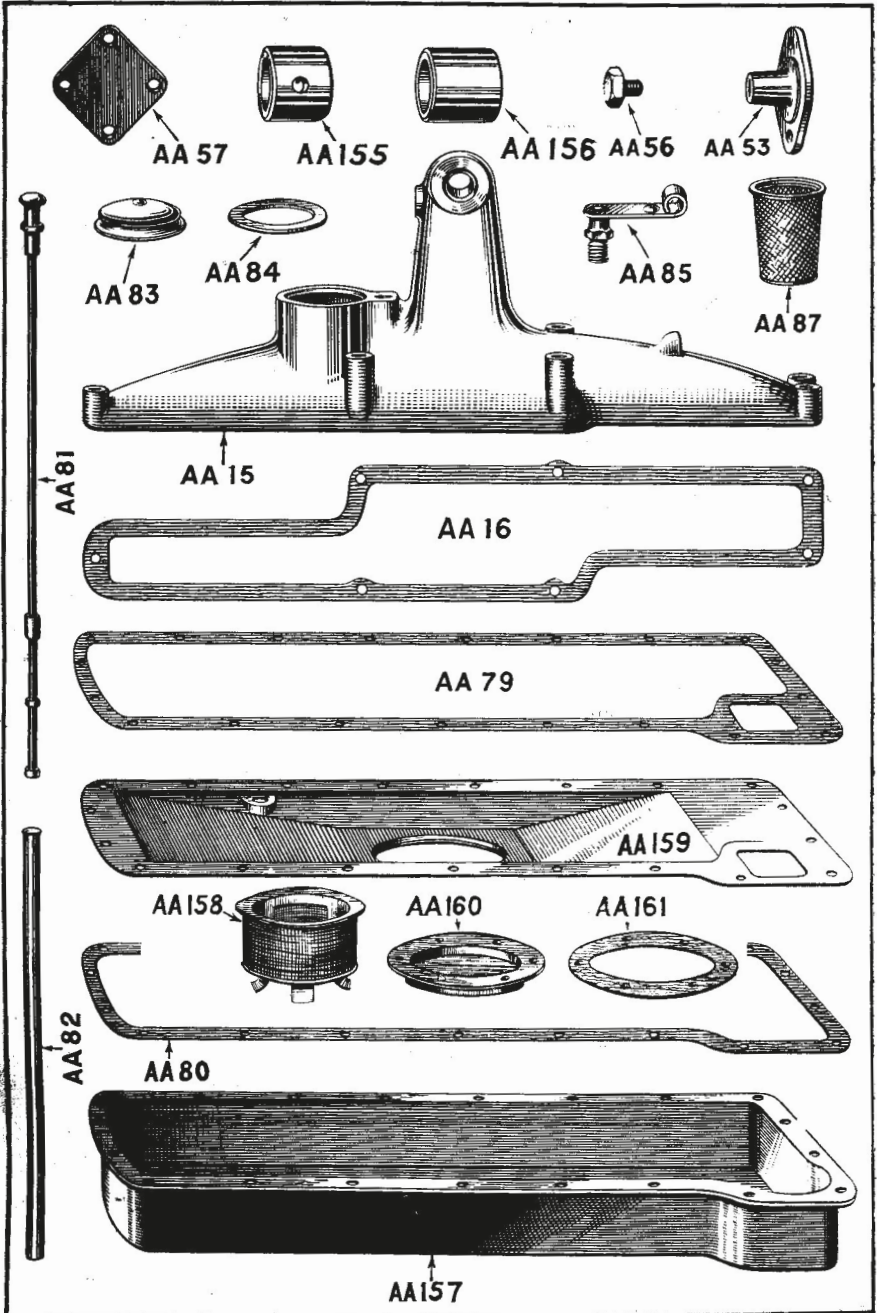


AUSTIN TWELVE SPARE PARTS LIST.

DESCRIPTION.	Number Per Car.	Reference Number.
<b>Engine front seating cradle</b> ... ..	1	AA60
Rubber ... ..	1	AA61
Strap ... ..	1	AA62
Nuts ... ..	2	AA63
Locking nuts ... ..	2	AA64
Washers ... ..	2	AA65
<b>Breathers and Gauze</b> ... ..	2	AA88
<b>Camshaft front cover</b> ... ..	1	AA53
Set screws ... ..	2	AA54
Washers ... ..	2	AA55
Button ... ..	1	AA56
Packing washer ... ..	as required	AA68
<b>Camshaft rear cover</b> ... ..	1	AA57
Set screws ... ..	4	AA58
Lock washers ... ..	4	AA59
<b>Camshaft bearings, middle</b> ... ..	1	AA155
<b>Camshaft bearings, front and rear</b> ... ..	2	AA156
<b>Chain gear cover</b> ... ..	1	AA15
Joint washer ... ..	1	AA16
Set screw ... ..	1	AA17
Set screws ... ..	4	AA18
Set screws ... ..	2	AA19
Washers ... ..	7	AA20
<b>Oil filler cap</b> ... ..	1	AA83
Washer ... ..	1	AA84
Standard, including spring AA86 ... ..	1	AA85
Washer ... ..	1	AA89
Strainer ... ..	1	AA87
<b>Oil reservoir</b> ... ..	1	AA157
Set screws, $\frac{1}{4}$ in. ... ..	20	AA141
Spring washers ... ..	20	AA73
Washers ... ..	20	AA70
Plug ... ..	1	AA74
Washer ... ..	1	AA75
<b>Oil tray, including AA77</b> ... ..	1	AA159
Oil strainer ... ..	1	AA158
<b>Oil strainer cover</b> ... ..	1	AA160
Washer for cover ... ..	1	AA161
Setscrews ... ..	6	AA162
Nuts ... ..	6	AA164
Springwashers ... ..	6	AA163
<b>Oil reservoir joint washer, top</b> ... ..	1	AA79
<b>Oil reservoir joint washer, bottom</b> ... ..	1	AA80
<b>Oil dipper rod</b> ... ..	1	AA81
Tube ... ..	1	AA82

WHEN ORDERING PARTS QUOTE YOUR CAR NUMBER.

AUSTIN TWELVE SPARE PARTS LIST.



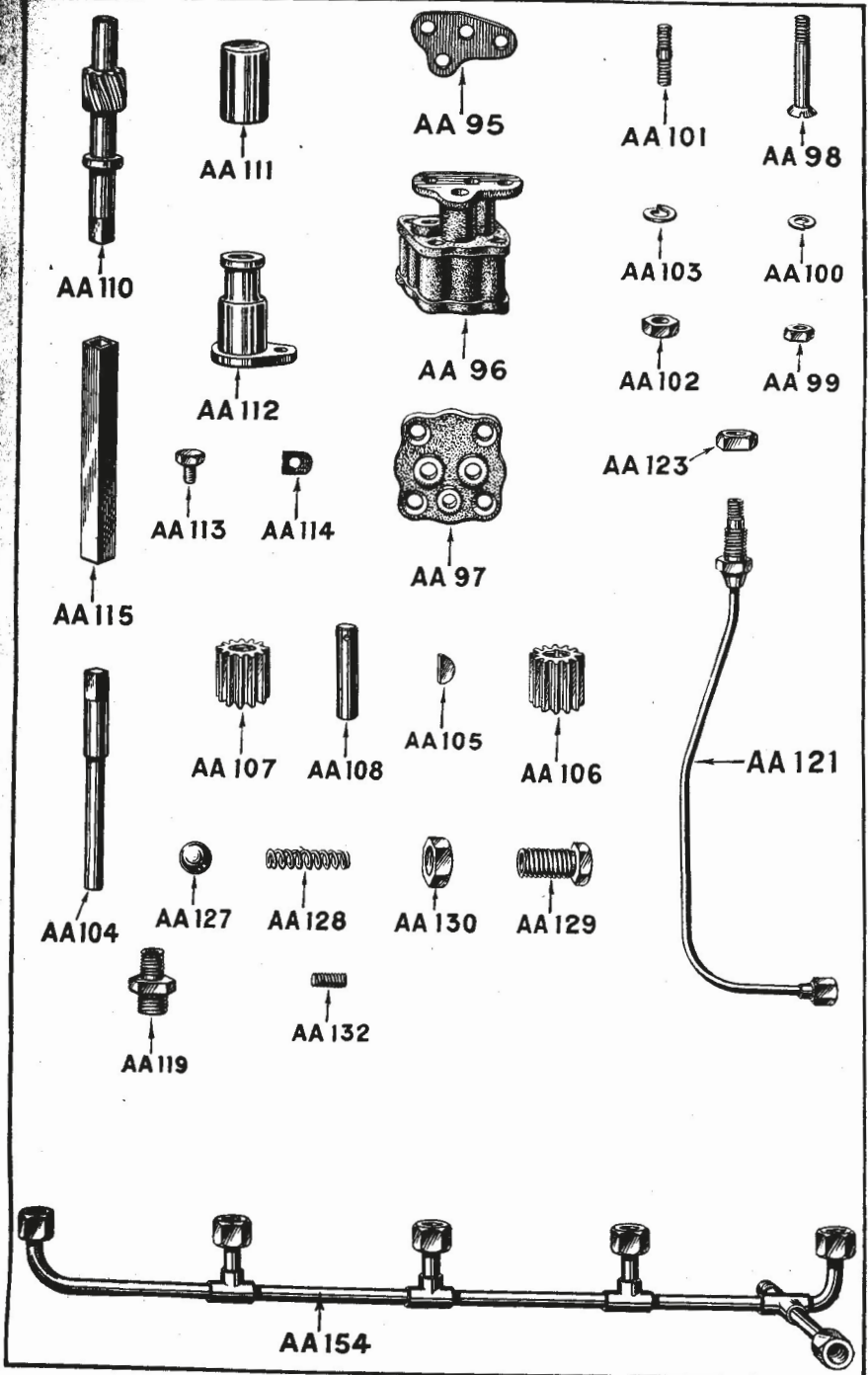


# OIL PUMP AND PIPING

DESCRIPTION.	Number Per Car.	Reference Number.
<b>Oil pump body</b> ... ..	1	<b>AA96</b>
Cover ... ..	1	<b>AA97</b>
Bolts ... ..	4	<b>AA98</b>
Nuts ... ..	4	<b>AA99</b>
Spring washers ... ..	4	<b>AA100</b>
Studs (to case) ... ..	2	<b>AA101</b>
Nuts ... ..	2	<b>AA102</b>
Spring washers ... ..	2	<b>AA103</b>
<b>Joint washer (body to crankcase)</b> ... ..	1	<b>AA95</b>
<b>Driving spindle</b> ... ..	1	<b>AA104</b>
Woodruff key ... ..	1	<b>AA105</b>
<b>Driving gear</b> ... ..	1	<b>AA106</b>
<b>Driven gear</b> ... ..	1	<b>AA107</b>
Pin for gear ... ..	1	<b>AA108</b>
Split pin $\frac{1}{8}$ in. ... ..	1	<b>AA109</b>
<b>Oil pump spindle</b> ... ..	1	<b>AA110</b>
Bush ... ..	1	<b>AA111</b>
Bush, bottom ... ..	1	<b>AA112</b>
Set screw ... ..	1	<b>AA113</b>
Lockwasher ... ..	1	<b>AA114</b>
Tube coupling ... ..	1	<b>AA115</b>
<b>Main oil pipe, including AA117, 118 120 and 131</b> ... ..	1	<b>AA154</b>
Unions ... ..	7	<b>AA119</b>
<b>Pressure gauge pipe, inside crankcase, including AA122, 124 and 125</b> ... ..	1	<b>AA121</b>
Locknut ... ..	1	<b>AA123</b>
<b>Screwed plugs for oil holes</b> ... .. as required		<b>AA132</b>
<b>Release valve ball</b> ... ..	1	<b>AA127</b>
Spring ... ..	1	<b>AA128</b>
Adjuster ... ..	1	<b>AA129</b>
Locknut ... ..	1	<b>AA130</b>

WHEN ORDERING PARTS QUOTE YOUR CAR NUMBER.

AUSTIN TWELVE SPARE PARTS LIST.

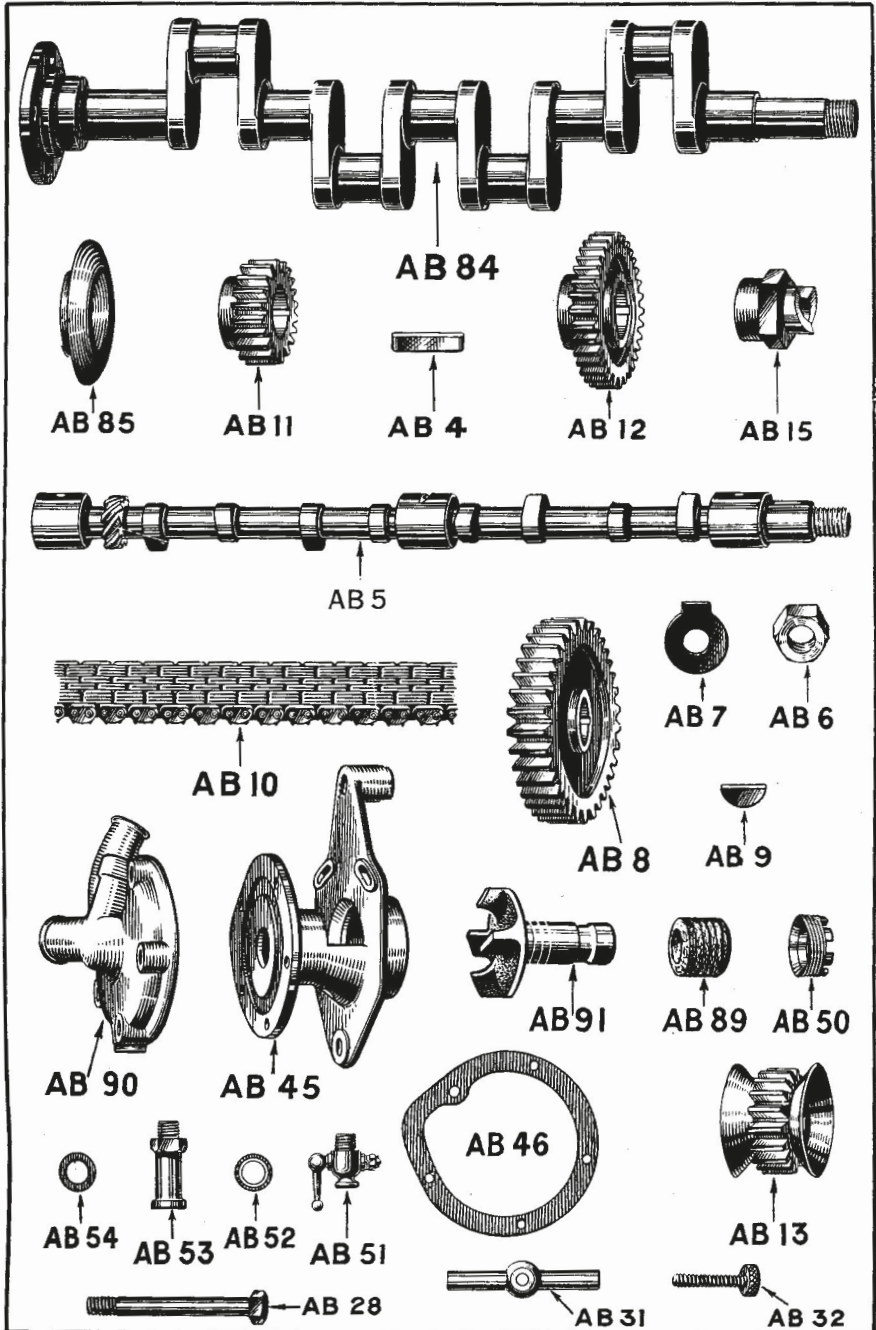


# CRANKSHAFT, CAMSHAFT and GEARS

DESCRIPTION.	Number Per Car.	Reference Number.
<b>Crankshaft</b> ... ..	1	<b>AB84</b>
Key ... ..	1	<b>AB4</b>
<b>Crankshaft gear</b> ... ..	1	<b>AB11</b>
<b>Crankshaft gear for dynamo</b> ... ..	1	<b>AB12</b>
<b>Crankshaft oil thrower</b> ... ..	1	<b>AB85</b>
Starting nut ... ..	1	<b>AB15</b>
<b>Camshaft</b> ... ..	1	<b>AB5</b>
Nut ... ..	1	<b>AB6</b>
Locking plate ... ..	1	<b>AB7</b>
<b>Camshaft gear</b> ... ..	1	<b>AB8</b>
Key ... ..	1	<b>AB9</b>
<b>Chain for camshaft and mag. drive</b> ... ..	1	<b>AB10</b>
<b>Magneto and pump gear, including AB23, oil throwers, and AB24, rivets</b> ... ..	1	<b>AB13</b>
<b>Water pump cover</b> ... ..	1	<b>AB90</b>
Bolt ... ..	1	<b>AB41</b>
Bolts ... ..	4	<b>AB42</b>
Nuts ... ..	5	<b>AB43</b>
Washers ... ..	5	<b>AB44</b>
<b>Magneto front cover (water pump bracket)</b> ... ..	1	<b>AB45</b>
Joint washer ... ..	1	<b>AB46</b>
<b>Water pump vane</b> ... ..	1	<b>AB91</b>
<b>Packings for pump gland</b> ... ..	2	<b>AB89</b>
<b>Supplementary gland packing</b> ... ..	1	<b>AB81</b>
<b>Packing gland nut</b> ... ..	1	<b>AB50</b>
<b>Water pump drain tap</b> ... ..	1	<b>AB51</b>
Washer ... ..	1	<b>AB52</b>
Adaptor ... ..	1	<b>AB53</b>
Washer ... ..	1	<b>AB54</b>
<b>Adjusting case fulcrum pin</b> ... ..	1	<b>AB28</b>
Nut ... ..	1	<b>AB29</b>
Washer ... ..	1	<b>AB30</b>
<b>Adjusting case cross bar</b> ... ..	1	<b>AB31</b>
Screw ... ..	1	<b>AB32</b>
Lock nut ... ..	1	<b>AB33</b>

WHEN ORDERING PARTS QUOTE YOUR CAR NUMBER.

AUSTIN TWELVE SPARE PARTS LIST.



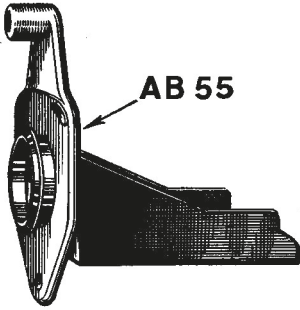
**CRANKSHAFT, CAMSHAFT & GEARS, contd.**

DESCRIPTION.	Number Per Car.	Reference Number.
<b>*Magneto, bracket (see footnote)</b> ... ..	1	<b>AB55</b>
Joint washers ... ..	2	<b>AB56</b>
Journal ball bearing, 2 $\frac{1}{4}$ in. $\times$ 1in. $\times$ $\frac{5}{8}$ in. ... ..	1	<b>AB57</b>
Journal ball bearing, 2in. $\times$ $\frac{3}{4}$ in. $\times$ $\frac{11}{16}$ in. ... ..	1	<b>AB58</b>
<b>*Magneto</b> ... ..	1	<b>AB59</b>
Key ... ..	1	<b>AB60</b>
<b>Spindle for magneto and water pump</b> ... ..	1	<b>AB61</b>
Key ... ..	1	<b>AB62</b>
Washer ... ..	1	<b>AB48</b>
<b>Magneto flange</b> ... ..	1	<b>AB63</b>
Rubber coupling ... ..	1	<b>AB64</b>
<b>*Magneto strap, including AB66 to 69</b> ... ..	1	<b>AB65</b>
Tee bolt ... ..	1	<b>AB66</b>
Swivel ... ..	1	<b>AB67</b>
Barrel nut ... ..	1	<b>AB68</b>
Lock nut ... ..	1	<b>AB69</b>
<b>Fan and dynamo gear, including throwers     AB23 and rivets AB25</b> ... ..	1	<b>AB16</b>
<b>Chain for dynamo drive</b> ... ..	1	<b>AB17</b>
<b>Dynamo drive bearing housing</b> ... ..	1	<b>AB18</b>
Joint washer ... ..	1	<b>AB19</b>
Set screws ... ..	3	<b>AB20</b>
Washers ... ..	3	<b>AB21</b>
<b>Journal ball bearings</b> ... ..	2	<b>AB22</b>
<b>Dynamo for 12 volt sets</b> ... ..	1	<b>AB87</b>
Cradle ... ..	1	<b>AB70</b>
Joint washer ... ..	1	<b>AB16</b>
Set screw ... ..	1	<b>AB71</b>
Set screws ... ..	2	<b>AB72</b>
<b>Dynamo strap</b> ... ..	1	<b>AB92</b>
Barrel nut ... ..	1	<b>AB74</b>
Lock nut ... ..	1	<b>AB75</b>
<b>Dynamo coupling</b> ... ..	1	<b>AB76</b>
<b>Rubber coupling</b> ... ..	1	<b>AB77</b>
<b>Dynamo and fan driving spindle</b> ... ..	1	<b>AB78</b>
Packing washers ... ..	3	<b>AB79</b>
Packing washer ... ..	1	<b>AB80</b>
Slotted nut ... ..	1	<b>AB82</b>
Split pin ... ..	1	<b>AB83</b>

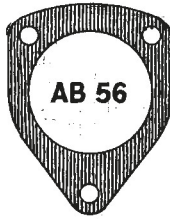
\* State make of Magneto.

WHEN ORDERING PARTS QUOTE YOUR CAR NUMBER.

AUSTIN TWELVE SPARE PARTS LIST.



AB 55



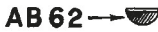
AB 56



AB 57



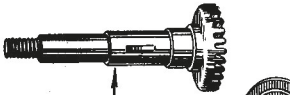
AB 58



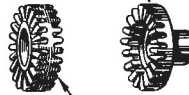
AB 62



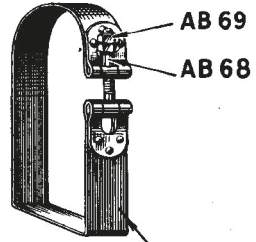
AB 63



AB 61



AB 64



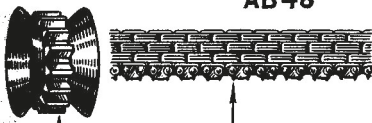
AB 65

AB 69

AB 68



AB 48



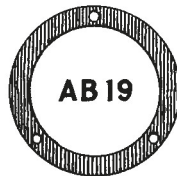
AB 17



AB 16




AB 18



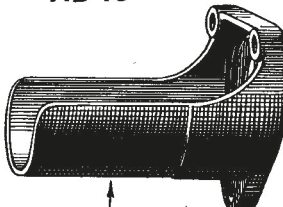
AB 19



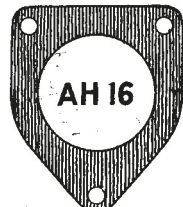
AB 22



AB 87



AB 70




AH 16



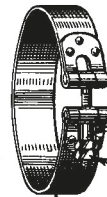
AB 76



AB 77



AB 78



AB 92

AB 74

AB 75



AB 79



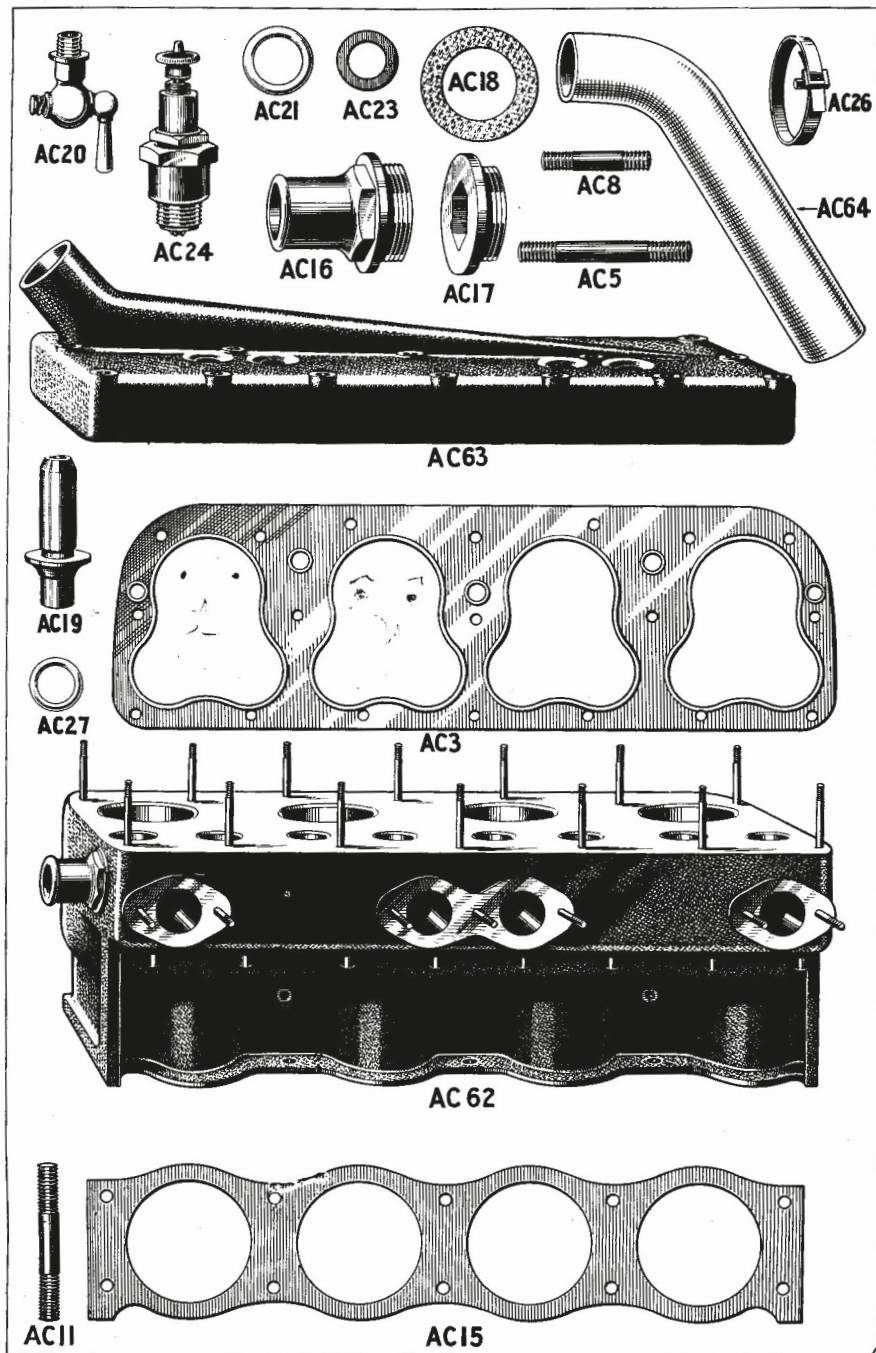
AB 80

# CYLINDER

DESCRIPTION.	Number Per Car.	Reference Number.
<b>Cylinder head</b> ... ..	1	<b>AC63</b>
Core plugs ... ..	3	<b>AC2</b>
Joint washer ... ..	1	<b>AC3</b>
<b>Monobloc and pistons, including AC5, 8, 11, 14, 16 to 21, 57, 74, 75, 77 to 79</b> ... ..	1	<b>AC62</b>
Studs (head) ... ..	19	<b>AC5</b>
Nuts ... ..	17	<b>AC6</b>
Washers ... ..	19	<b>AC7</b>
Studs (carburetter) ... ..	2	<b>AC8</b>
Nuts ... ..	2	<b>AC9</b>
Spring washers ... ..	2	<b>AC10</b>
Studs (exhaust) ... ..	7	<b>AC11</b>
Nuts ... ..	7	<b>AC12</b>
Washers ... ..	7	<b>AC13</b>
Core plugs ... ..	4	<b>AC14</b>
<b>Cylinder foot joint washer</b> ... ..	1	<b>AC15</b>
<b>Water inlet connection</b> ... ..	1	<b>AC16</b>
<b>Cylinder plug</b> ... ..	1	<b>AC17</b>
Washers (for cylinder plug and water inlet connection) ... ..	2	<b>AC18</b>
<b>Valve guides</b> ... ..	8	<b>AC19</b>
<b>Drain tap</b> ... ..	1	<b>AC20</b>
Washer (copper and asbestos) ... ..	1	<b>AC21</b>
Washers (brass) ... ..	3	<b>AC74</b>
<b>Combustion chamber plugs</b> ... ..	4	<b>AC73</b>
Washers ... ..	4	<b>AC23</b>
<b>Sparking plugs</b> ... ..	4	<b>AC24</b>
Washers ... ..	4	<b>AC27</b>
<b>Water connection (pump to cylinder)</b> ... ..	1	<b>AC64</b>
Clips ... ..	2	<b>AC26</b>
<b>Union (autovac pipe)</b> ... ..	1	<b>AC28</b>

WHEN ORDERING PARTS QUOTE YOUR CAR NUMBER.

AUSTIN TWELVE SPARE PARTS LIST.



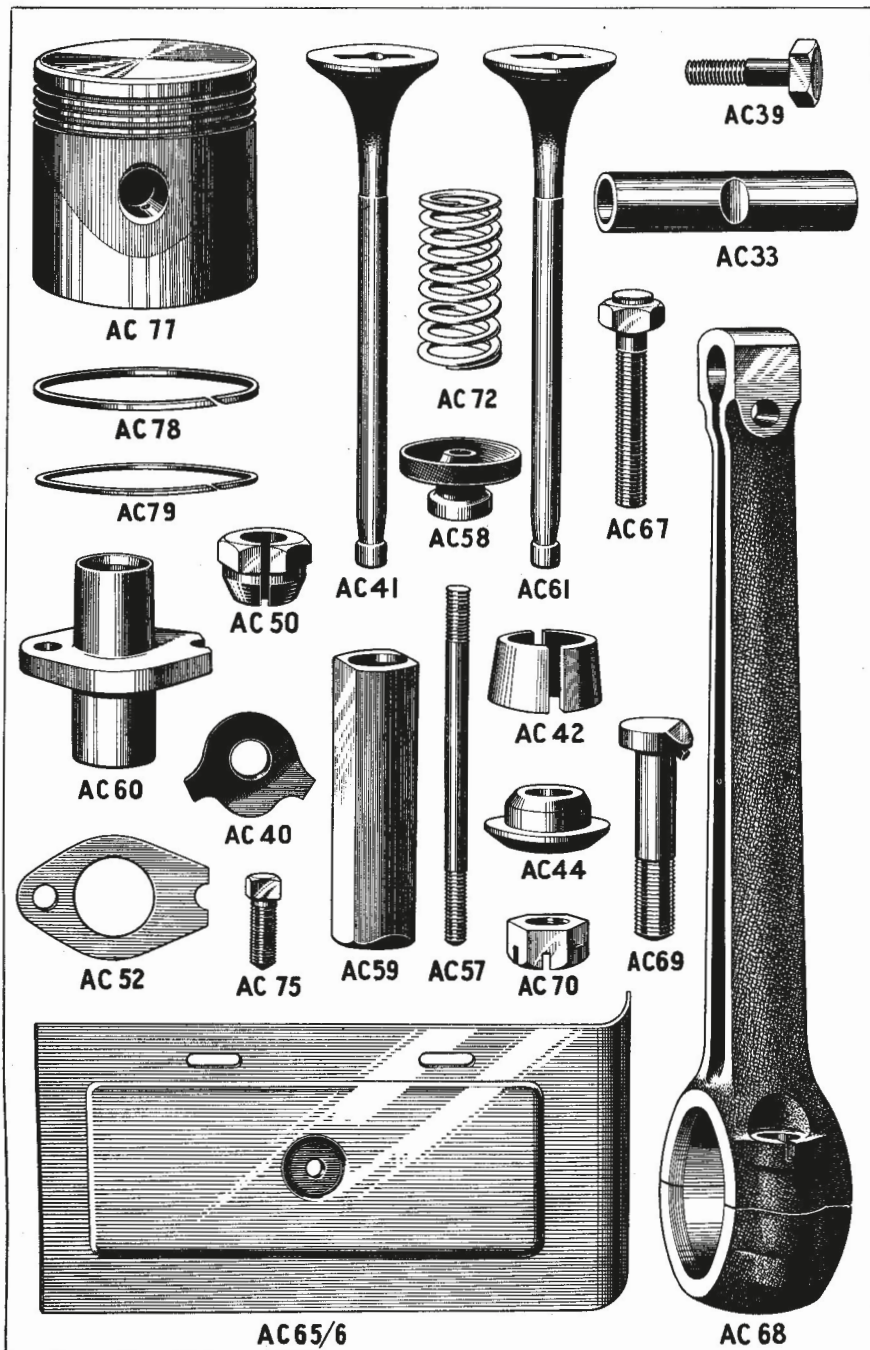


# PISTON and CONN. ROD, VALVE and TAPPET GEAR

DESCRIPTION.	Number Per Car.	Reference Number.
<b>Pistons, including AC33</b> ... ..	4	<b>AC77</b>
Piston rings ... ..	12	<b>AC78</b>
Scraper rings ... ..	4	<b>AC79</b>
Gudgeon pins ... ..	4	<b>AC33</b>
<b>Connecting rod, cap, and bearing</b> ... ..	4	<b>AC68</b>
Bolts ... ..	8	<b>AC69</b>
Nuts ... ..	8	<b>AC70</b>
Pegs ... ..	8	<b>AC71</b>
<b>Clamping screws</b> ... ..	4	<b>AC39</b>
Locking washers ... ..	4	<b>AC40</b>
<b>Valves (inlet)</b> ... ..	4	<b>AC41</b>
<b>Valves (exhaust)</b> ... ..	4	<b>AC61</b>
Split collars (in halves) ... ..	8	<b>AC42</b>
Valve springs ... ..	8	<b>AC72</b>
Cups ... ..	8	<b>AC44</b>
<b>Tappets</b> ... ..	8	<b>AC59</b>
Tappets screws ... ..	8	<b>AC67</b>
Lock nuts ... ..	8	<b>AC50</b>
<b>Tappet guides</b> ... ..	8	<b>AC60</b>
Washers ... ..	8	<b>AC52</b>
Set screws ... ..	12	<b>AC53</b>
Spring washers, $\frac{1}{4}$ in. ... ..	12	<b>AC54</b>
<b>Valve cover plate (front)</b> ... ..	1	<b>AC65</b>
<b>Valve cover plate (rear)</b> ... ..	1	<b>AC66</b>
Studs ... ..	2	<b>AC57</b>
Nuts ... ..	2	<b>AC58</b>
Setscrews (stop for valve cover plate) ... ..	2	<b>AC75</b>

WHEN ORDERING PARTS QUOTE YOUR CAR NUMBER.

AUSTIN TWELVE SPARE PARTS LIST.

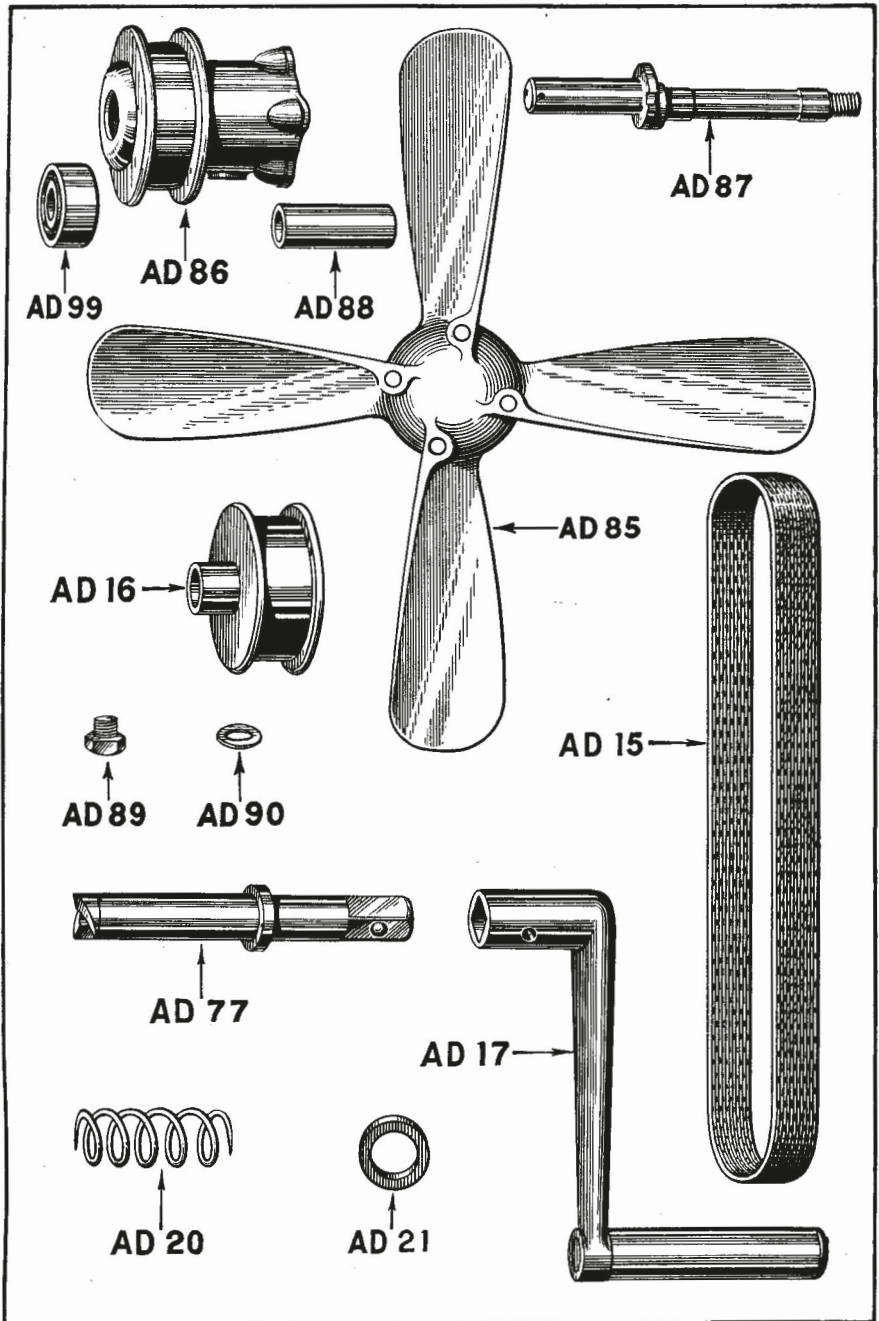


# FAN & STARTING HANDLE

DESCRIPTION.						Number Per Car.	Reference Number.
<b>Fan</b>	...	...	...	...	...	1	<b>AD85</b>
	Hub	...	...	...	...	1	<b>AD86</b>
	Set-screws	...	...	...	...	4	<b>AD3</b>
	Washers	...	...	...	...	4	<b>AD4</b>
	Spindle	...	...	...	...	1	<b>AD87</b>
	Nut	...	...	...	...	1	<b>AD6</b>
	Washer	...	...	...	...	1	<b>AD7</b>
	Split-pin	...	...	...	...	1	<b>AD8</b>
	<b>Fan spindle bearings,</b>	$1\frac{13}{16} \times \frac{5}{8} \times \frac{5}{8}$ in.	...	...	...	2	<b>AD99</b>
	Distance piece	...	...	...	...	1	<b>AD88</b>
	Plug	...	...	...	...	1	<b>AD89</b>
	Washer	...	...	...	...	1	<b>AD90</b>
	<b>Clamping pin</b>	...	...	...	...	1	<b>AD12</b>
	Nut	...	...	...	...	1	<b>AD13</b>
	Washer	...	...	...	...	1	<b>AD14</b>
	<b>Fan belt</b>	...	...	...	...	1	<b>AD15</b>
	<b>Pulley</b>	...	...	...	...	1	<b>AD16</b>
	<b>Starting handle, complete</b>	...	...	...	...	1	<b>AD17</b>
	Shaft	...	...	...	...	1	<b>AD77</b>
	Spring	...	...	...	...	1	<b>AD20</b>
	Washer	...	...	...	...	1	<b>AD21</b>

WHEN ORDERING PARTS QUOTE YOUR CAR NUMBER.

AUSTIN TWELVE SPARE PARTS LIST.

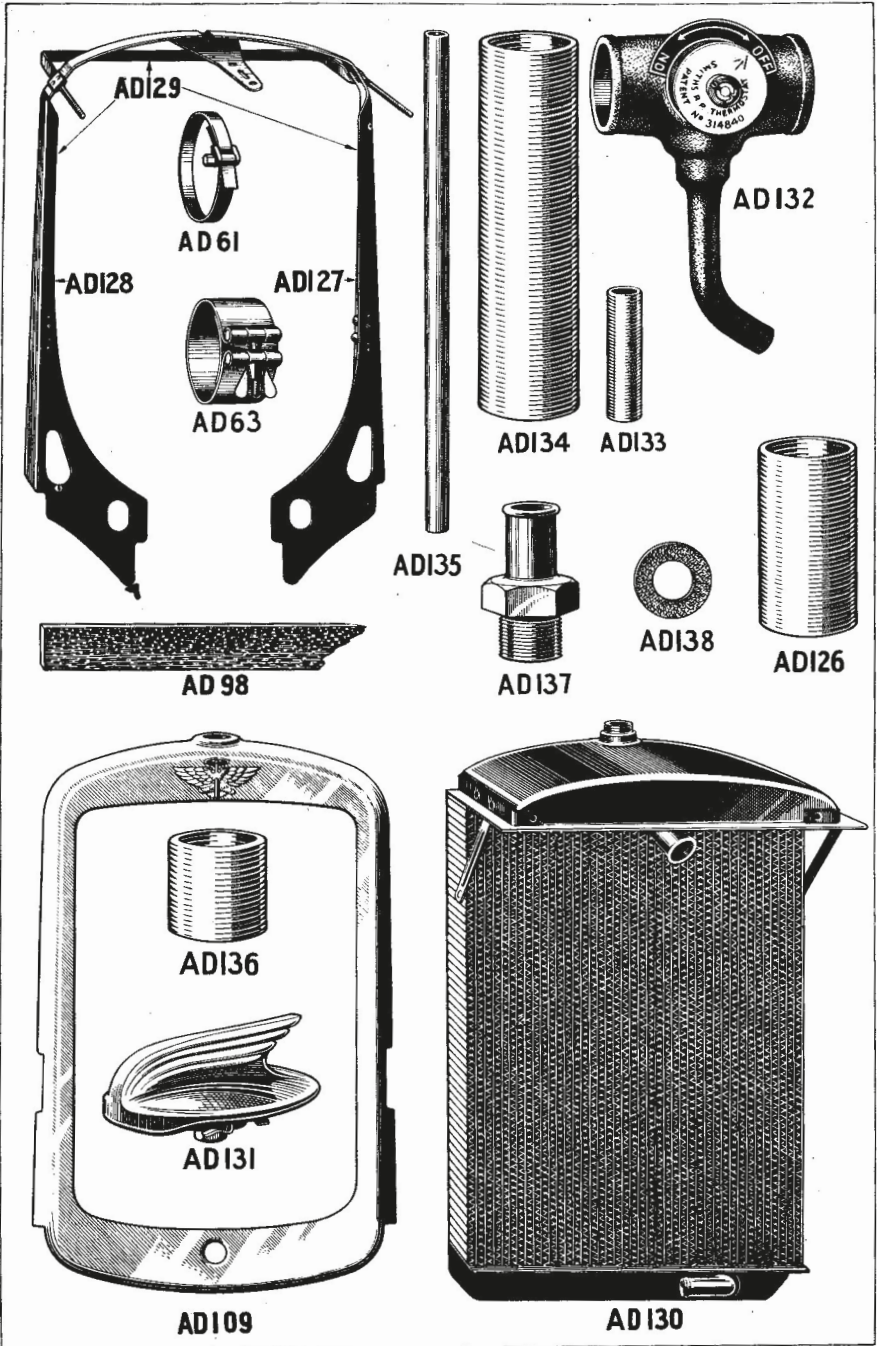


# RADIATOR

DESCRIPTION.	Number Per Car.	Reference Number.
<b>Radiator</b> ... ..	1	<b>AD130</b>
Filler cap (plated) ... ..	1	<b>AD131</b>
<b>Radiator Support, complete, including AD102 to 108, 113 to 117</b> ... ..	1	<b>AD129</b>
<b>Radiator support—offside</b> ... ..	1	<b>AD102</b>
<b>Radiator support—nearside</b> ... ..	1	<b>AD103</b>
<b>Top support for bonnet stay</b> ... ..	1	<b>AD104</b>
Rivets ... ..	4	<b>AD105</b>
Rivets—top straps to supports ... ..	4	<b>AD106</b>
Rubber buffer ... ..	2	<b>AD107</b>
Bifurcated rivets ... ..	4	<b>AD108</b>
<b>Radiator top strap—front, including AD114 to 117 and 106</b> ... ..	1	<b>AD113</b>
Barrel nut ... ..	2	<b>AD114</b>
Locknut ... ..	2	<b>AD115</b>
Rubber corner packing ... ..	2	<b>AD116</b>
Bifurcated rivets ... ..	4	<b>AD117</b>
<b>Radiator top strap—rear, including AD116 and 117</b> ... ..	1	<b>AD118</b>
<b>Radiator bottom strap</b> ... ..	1	<b>AD119</b>
Nuts ... ..	2	<b>AD120</b>
Spring washers ... ..	2	<b>AD121</b>
<b>Rubber packing on cross member</b> ... ..	2	<b>AD122</b>
Bolts—support to cross member ... ..	6	<b>AD123</b>
Nuts ... ..	6	<b>AD124</b>
Spring washers ... ..	6	<b>AD125</b>
<b>Radiator cowl</b> ... ..	1	<b>AD109</b>
Bolts—cowl to support ... ..	4	<b>AD110</b>
Nuts ... ..	4	<b>AD111</b>
Spring washers ... ..	4	<b>AD112</b>
Bonnet seating ... ..	2	<b>AD98</b>
Bifurcated rivets ... ..	14	<b>AD56</b>
<b>Rubber connection (radiator to pump)</b> ... ..	1	<b>AD126</b>
Clips ... ..	2	<b>AD61</b>
<b>Thermostat</b> ... ..	1	<b>AD132</b>
<b>Rubber connection (cylinder to thermostat)</b> ... ..	1	<b>AD133</b>
<b>Rubber connection (thermostat to radiator)</b> ... ..	1	<b>AD134</b>
Clips ... ..	4	<b>AD63</b>
<b>By-pass tube (thermostat to water pump)</b> ... ..	1	<b>AD135</b>
Connection in thermostat ... ..	1	<b>AD136</b>
Connection in water pump ... ..	1	<b>AD137</b>
Fibre washer for connection ... ..	1	<b>AD138</b>

WHEN ORDERING PARTS QUOTE YOUR CAR NUMBER.

AUSTIN TWELVE SPARE PARTS LIST.

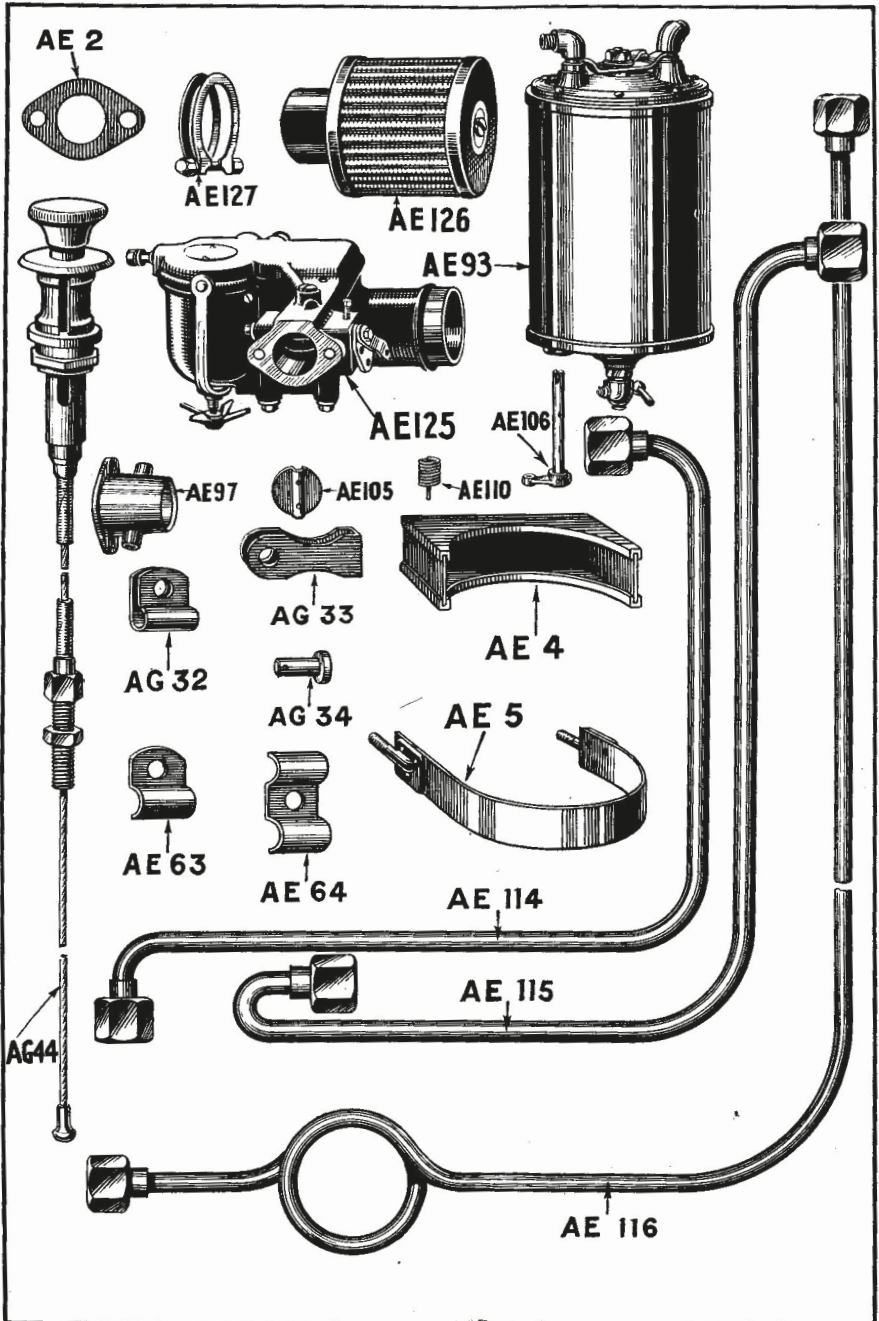


# CARBURETTER, AUTOVAC and PIPING

DESCRIPTION.	Number Per Car.	Reference Number.
<b>Carburetter</b> ... ..	1	<b>AE125</b>
Joint washer ... ..	1	<b>AE2</b>
<b>Air cleaner</b> ... ..	1	<b>AE126</b>
Adaptor ... ..	1	<b>AE97</b>
Bolts, adaptor to carburetter ... ..	2	<b>AE98</b>
Nuts ... ..	2	<b>AE99</b>
Spring washers ... ..	2	<b>AE100</b>
Clip ... ..	1	<b>AE127</b>
Bolt, clip to air cleaner ... ..	1	<b>AE102</b>
Nut ... ..	1	<b>AE103</b>
Washer ... ..	1	<b>AE104</b>
<b>Butterfly valve for air inlet</b> ... ..	1	<b>AE105</b>
Spindle and lever ... ..	1	<b>AE106</b>
Screws, valve to spindle ... ..	2	<b>AE107</b>
Peg for lever ... ..	1	<b>AE109</b>
Release spring ... ..	1	<b>AE110</b>
<b>Autovac</b> ... ..	1	<b>AE93</b>
Cradle ... ..	1	<b>AE4</b>
Straps ... ..	2	<b>AE5</b>
Washers ... ..	4	<b>AE8</b>
<b>Petrol pipe, tank to autovac, autovac end</b> ... ..	1	<b>AE136</b>
<b>Petrol pipe, tank to autovac, tank end</b> <b>(10 ft. 0<math>\frac{1}{2}</math> in. wheelbase)</b> ... ..	...	<b>AE137</b>
<b>Petrol pipe, tank to autovac, tank end (9ft. 4<math>\frac{1}{2}</math> in.</b> <b>wheelbase)</b> ... ..	1	<b>AE138</b>
<b>Pipe (autovac to induction pipe)</b> ... ..	1	<b>AE114</b>
<b>Pipe (autovac to carburetter)</b> ... ..	1	<b>AE128</b>
<b>Pipe (from pressure gauge to engine, gauge end)</b> ... ..	1	<b>AE133</b>
<b>Petrol pipe clip (single)</b> ... ..	1	<b>AE63</b>
<b>Petrol pipe clips (double)</b> ... ..	3	<b>AE64</b>
Screws ... ..	3	<b>AE65</b>
<b>Air strangler cable and dashboard fitting,</b> <b>complete</b> ... ..	1	<b>AG44</b>
<b>Clip for cable on dash</b> ... ..	1	<b>AG32</b>
<b>Carburetter flap connecting piece</b> ... ..	1	<b>AG33</b>
Pin for connecting piece ... ..	1	<b>AG34</b>
Split pin ... ..	1	<b>AG35</b>
<b>Lock-nut for stop</b> ... ..	1	<b>AG36</b>
Spring washer ... ..	1	<b>AG37</b>

WHEN ORDERING PARTS QUOTE YOUR CAR NUMBER.

AUSTIN TWELVE SPARE PARTS LIST.





# PETROL TANK

DESCRIPTION.	Number Per Car.	Reference Number.
<b>Petrol tank (at rear of car)</b> ... ..	1	<b>AE135</b>
Tank bracket pads ... ..	2	<b>AE36</b>
U-bolts ... ..	2	<b>AE88</b>
Locking Clip—offside ... ..	1	<b>AE117</b>
Locking clip—nearside ... ..	1	<b>AE118</b>
Lockwashers ... ..	2	<b>AE119</b>
Nuts ... ..	4	<b>AE120</b>
<b>Tank filler cap</b> ... ..	1	<b>AE89</b>
Cable for filler cap ... ..	1	<b>AE121</b>
Guide for cable ... ..	1	<b>AE122</b>
Collar for cable ... ..	1	<b>AE123</b>
<b>Drain plug</b> ... ..	1	<b>AE49</b>
Leather washer ... ..	1	<b>AE50</b>
<b>Petrol tap</b> ... ..	1	<b>AE25</b>
Fibre washer ... ..	1	<b>AE22</b>
<b>Petrol gauge (see AH315)</b> ... ..		
<b>Air pipe from tank to indicator</b> ... ..	1	<b>AE91</b>
<b>Petrol gauge (part fixed to tank only)</b> ... ..	1	<b>AE94</b>
Joint washer ... ..	1	<b>AE82</b>
Setscrews ... ..	6	<b>AE83</b>
Spring washers ... ..	6	<b>AE84</b>

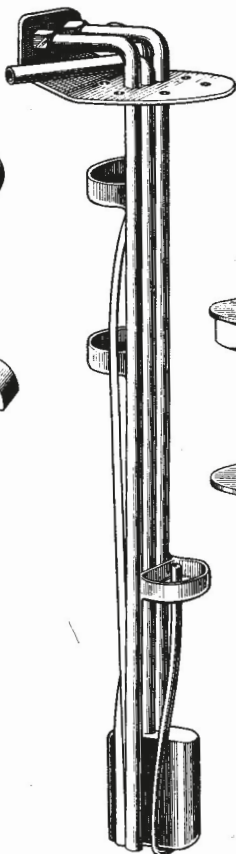
WHEN ORDERING PARTS QUOTE YOUR CAR NUMBER.

AUSTIN TWELVE SPARE PARTS LIST.


1F 674



AE 117



AE 94



AE 118



AE 49



AE 91



AE 50




AE 88



AE 122



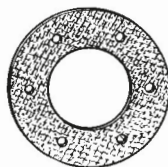
AE 121



AE 36




AE 123



AE 82

AE 89



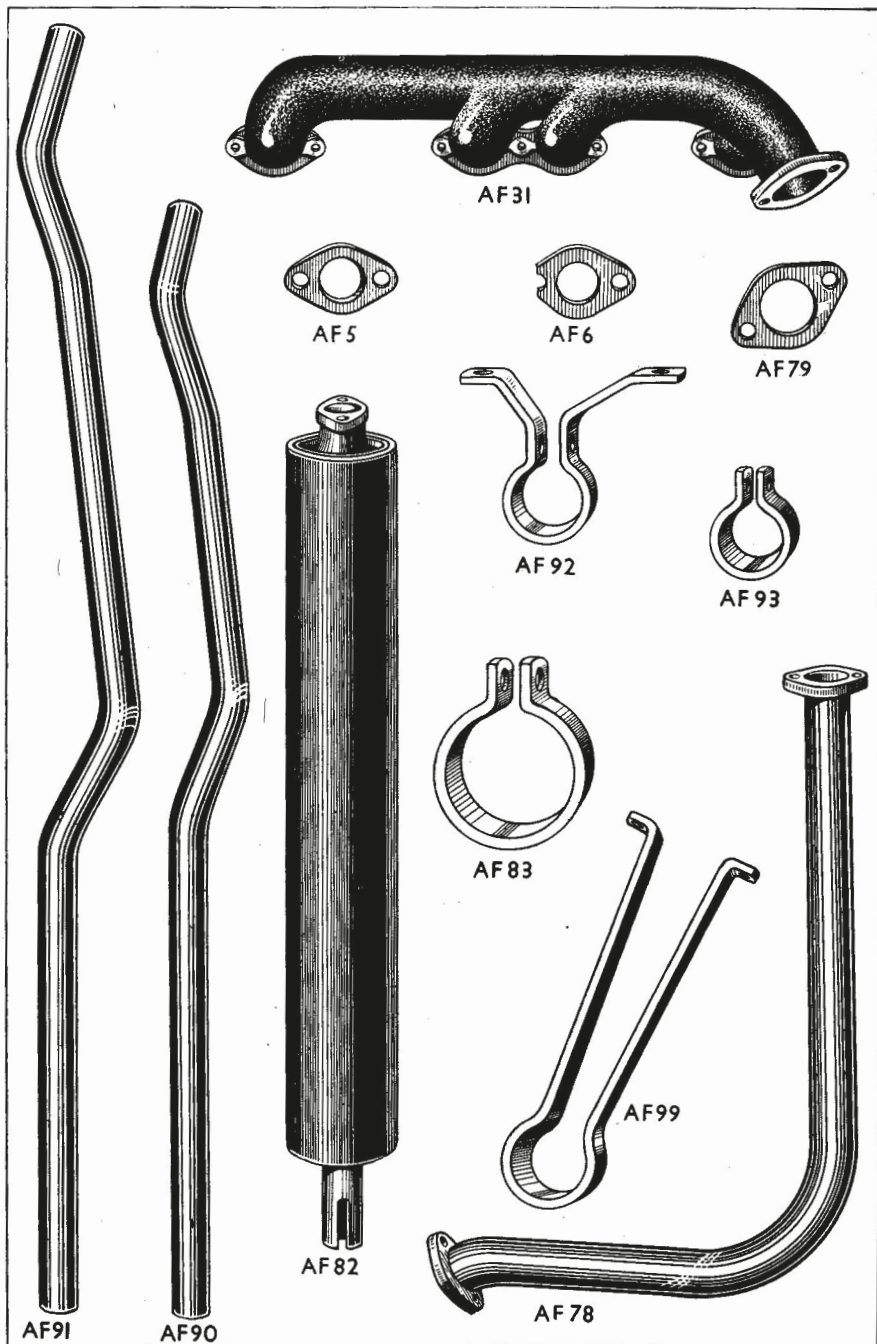
AE 135

# EXHAUST AND SILENCER

DESCRIPTION.	Number Per Car.	Reference Number.
<b>Exhaust manifold ...</b>	1	<b>AF31</b>
Bolts ...	2	<b>AF62</b>
Spring washers ...	2	<b>AF3</b>
Nuts ...	2	<b>AF59</b>
Joint washers (ends) ...	2	<b>AF5</b>
Joint washers (centre) ...	2	<b>AF6</b>
<b>Exhaust pipe with flanges ...</b>	1	<b>AF78</b>
Joint washers ...	2	<b>AF79</b>
Bolts, exhaust pipe to manifold ...	2	<b>AF62</b>
Bolts, exhaust pipe to silencer ...	2	<b>AF80</b>
Nuts ...	6	<b>AF81</b>
Spring washers ...	4	<b>AF3</b>
<b>Silencer ...</b>	1	<b>AF82</b>
Attachment clips ...	2	<b>AF83</b>
Bolts—clips to bracket on frame ...	2	<b>AF84</b>
Nuts ...	2	<b>AF85</b>
Spring washers ...	2	<b>AF86</b>
Clamping bolts for clips ...	2	<b>AF87</b>
Nuts ...	2	<b>AF88</b>
Spring washers ...	2	<b>AF89</b>
<b>Exhaust tail pipe—9ft 4½in. wheelbase ...</b>	1	<b>AF90</b>
<b>Exhaust tail pipe—10ft. 0½in. wheelbase ...</b>	1	<b>AF91</b>
Clip—front, 9ft. 4½in. wheelbase ...	1	<b>AF92</b>
Clip—front 10ft. 0½in. wheelbase ...	1	<b>AF93</b>
Bolts—clip to frame ...	1	<b>AF94</b>
Clamping bolt for clip ...	1	<b>AF95</b>
Nut ...	1	<b>AF96</b>
Nuts for bolts ...	3	<b>AF97</b>
Spring washers ...	3	<b>AF98</b>
Clip—rear ...	1	<b>AF99</b>
Bolt for clip ...	1	<b>AF100</b>
Nut ...	1	<b>AF101</b>

WHEN ORDERING PARTS QUOTE YOUR CAR NUMBER.

AUSTIN TWELVE SPARE PARTS LIST.

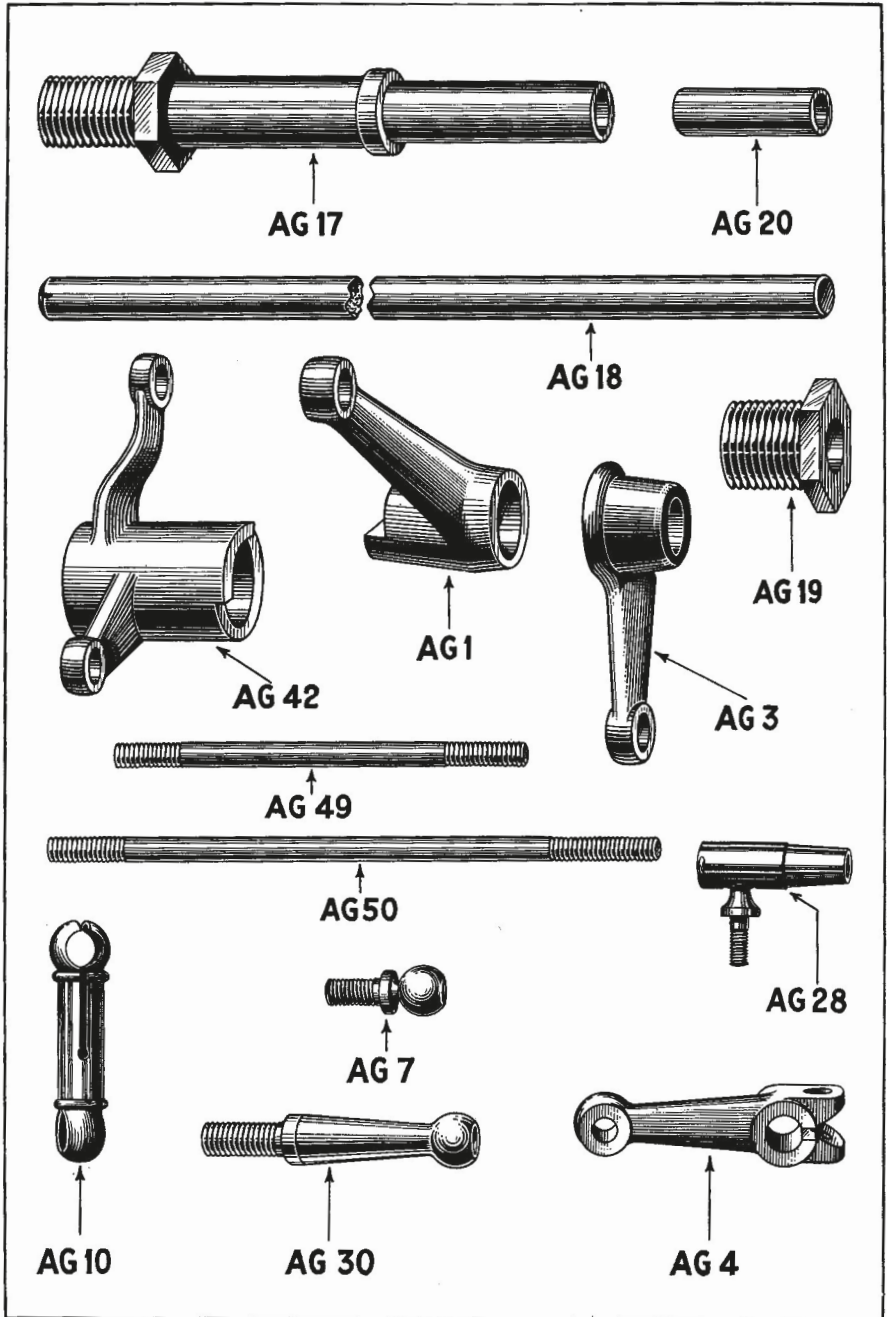


# ENGINE CONTROLS

DESCRIPTION.	Number Per Car.	Reference Number.
<b>Carburettor control lever (on crankcase) ...</b>	1	AG1
<b>Bell crank ... ..</b>	1	AG42
<b>Magneto control lever (offside) ...</b>	1	AG3
<b>Sleeve for carb. and mag. ... ..</b>	1	AG17
<b>Magneto control spindle ... ..</b>	1	AG18
<b>Control spindle bush (nearside) ...</b>	1	AG19
<b>Control spindle bush (offside) ...</b>	1	AG20
<b>Throttle control rod to carburettor ...</b>	1	AG49
<b>Throttle control rod beam to bell crank ...</b>	1	AG50
Locknut ... ..	1	AG25
<b>Ball coupling sockets ... ..</b>	8	AG28
Nuts ... ..	8	AG12
Spring washers ... ..	8	AG13
<b>Magneto control lever (nearside) ...</b>	1	AG4
Clamping bolt ... ..	1	AG5
Nut ... ..	1	AG6
<b>Magneto lever ball pin ... ..</b>	1	AG30
<b>Magneto ball pin—nearside ... ..</b>	1	AG7
Nut ... ..	1	AG51
Nut ... ..	1	AG52
Spring washer ... ..	1	AG9
<b>Magneto control ball coupling ... ..</b>	1	AG10
<b>Magneto hand control rod ... ..</b>	1	AG53
<b>Throttle hand control rod ... ..</b>	1	AG54

WHEN ORDERING PARTS QUOTE YOUR CAR NUMBER.

AUSTIN TWELVE SPARE PARTS LIST.



## INSTRUMENTS, LAMPS and BRACKETS

DESCRIPTION.	Number Per Car.	Reference Number.
<b>Speedometer (mileage reading)</b> ... ..	1	<b>AH311</b>
<b>Speedometer (kilometer reading)</b> ... ..	1	<b>AH312</b>
Flexible drive complete ... ..	1	<b>AH313</b>
Clip for cable ... ..	1	<b>AH168</b>
<b>Oil pressure gauge...</b> ... ..	1	<b>AH314</b>
<b>Indicator for petrol gauge</b> ... ..	1	<b>AH315</b>
<b>Switchbox with key and cable harness</b> ... ..	1	<b>AH348</b>
<b>Ammeter</b> ... ..	1	<b>AH317</b>
<b>Panel switch</b> ... ..	1	<b>AH318</b>
<b>Panel lights</b> ... ..	2	<b>AH319</b>
<b>Cut out, fuse and junction box</b> ... ..	1	<b>AH345</b>
<b>Clock</b> ... ..	1	<b>AH320</b>
<b>Solenoid starter switch</b> ... ..	1	<b>AH321</b>
<b>Starter</b> ... ..	1	<b>AH332</b>
<b>Electric horn</b> ... ..	1	<b>AH333</b>

WHEN ORDERING PARTS QUOTE YOUR CAR NUMBER.

AUSTIN TWELVE SPARE PARTS LIST.



AH 317



AH 321



AG 46



AH 318



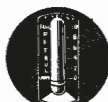
AH 316



AH 320



AH 314




AH 315



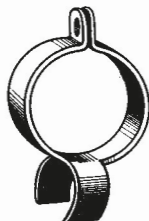
AH 311




AH 313




AH 319



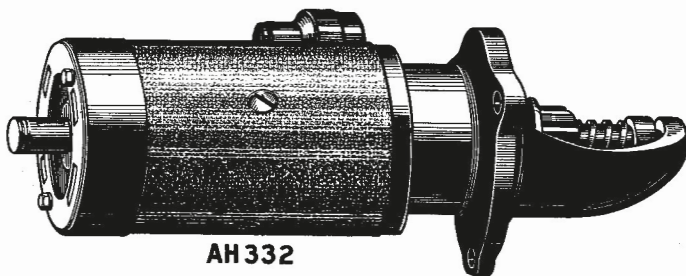
AH 168



AH 345



AH 333



AH 332




# Instruments, Lamps, Wiring

DESCRIPTION.	Number Per Car.	Reference Number.
<b>Batteries (12 volt.)</b> ... ..	2	<b>AH334</b>
Battery box, including supports ... ..	1	<b>AH335</b>
Tee bolts for battery box ... ..	4	<b>AH336</b>
Double coil spring washers ... ..	4	<b>AH329</b>
Plain washers ... ..	4	<b>AH330</b>
Wing nuts ... ..	4	<b>AH331</b>
<b>Head lamp, offside, fixed reflector (black finish)</b>	1	<b>AH283</b>
<b>Head lamp, nearside, dipping reflector (black finish)</b> ... ..	1	<b>AH284</b>
<b>Head lamp, offside, fixed reflector (chromium finish) 12v. 36w.</b> ... ..	1	<b>AH304</b>
<b>Head lamp, nearside, dipping reflector (chromium finish) 12v. 36w.</b> ... ..	1	<b>AH305</b>
<b>Head lamp, offside, fixed reflector (chromium plated) 12v. 24w.</b> ... ..	1	<b>AH326</b>
<b>Head lamp, nearside, dipping reflector (chromium plated) 12v. 24w.</b> ... ..	1	<b>AH327</b>
Bracket, right hand ... ..	1	<b>AH271</b>
Bracket, left hand (as illustrated) ... ..	1	<b>AH272</b>
Lamp bracket stay ... ..	1	<b>AH273</b>
Bolts for headlamp brackets ... ..	4	<b>AH322</b>
Nuts ... ..	4	<b>AH323</b>
<b>Side lamp on wing, black finish</b> ... ..	2	<b>AH306</b>
<b>Side lamp on wing, chromium finish</b> ... ..	2	<b>AH307</b>
<b>Combined stop and tail lamp</b> ... ..	1	<b>AH346</b>
<b>Combined stop and tail lamp (New Zealand only)</b>	1	<b>AH347</b>
Screws—lamp to number plate ... ..	2	<b>AH292</b>
Nuts ... ..	2	<b>AH293</b>
Spring washers ... ..	2	<b>AH294</b>
<b>Stop light switch</b> ... ..	1	<b>AH295</b>
Screws—switch to frame ... ..	2	<b>AH296</b>
Nuts ... ..	2	<b>AH297</b>
Spring washers ... ..	2	<b>AH298</b>
Spring for switch ... ..	1	<b>AH299</b>
Adjusting link ... ..	1	<b>AH300</b>
Split pin ... ..	1	<b>AH301</b>
<b>Cable tube (cylinder to magneto)</b> ... ..	1	<b>AH158</b>
Clamps ... ..	2	<b>AH159</b>
Standards ... ..	2	<b>AH38</b>
Screws ... ..	2	<b>AH39</b>
<b>Ignition cable No. 1</b> } State ... ..	1	<b>AH40</b>
<b>Ignition cable No. 2</b> } make ... ..	1	<b>AH41</b>
<b>Ignition cable No. 3</b> } of ... ..	1	<b>AH42</b>
<b>Ignition cable No. 4</b> } magneto ... ..	1	<b>AH43</b>
<b>Chater Lea terminals</b> ... ..	4	<b>AH44</b>

WHEN ORDERING PARTS QUOTE YOUR CAR NUMBER.

AUSTIN TWELVE SPARE PARTS LIST.




AH334

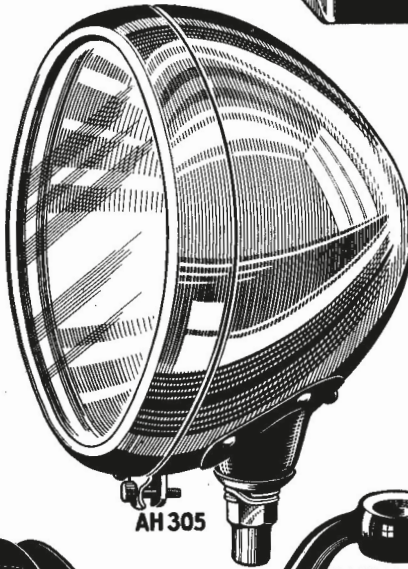
AH335



AH299



AH295



AH305



AH331



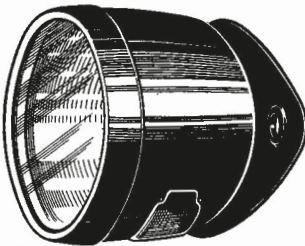
AH329



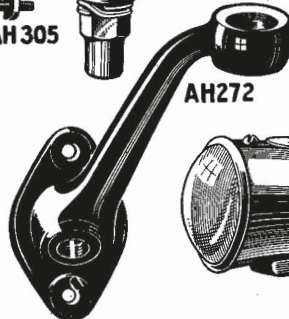
AH330



AH336



AH346



AH272



AH307

# WIRING

DESCRIPTION.	Number Per Car.	Reference Number.
<b>CABLES.</b>		
Starting cable, cell to cell .. .. .	1	AH310
Starting cable, battery negative to frame .. .. .	1	AH233
Starting cable, battery positive to starter .. .. .	1	AH234
Starter switch to switchboard .. .. .	1	AH235
Cut-out to oil pipe clip .. .. .	1	AH236
Switchboard to horn .. .. .	1	AH237
Horn operator to horn .. .. .	1	AH238
Switchboard to oil pipe clip .. .. .	1	AH240
Junction box to magneto .. .. .	1	AH302
Starter to switchboard .. .. .	1	AH242
Starter switch to solenoid .. .. .	1	AH243
Head and side lamp cable harness .. .. .	1	AH337
Switchboard to tail lamp .. .. .	1	AH249
Cable in steering column .. .. .	1	AM354
<b>TERMINALS.</b>		
Cable socket—cut-out to earth cable .. .. .	1	AH254
Cable socket—starter switch and dash lamp cables .. .. .	3	AH255
Cable socket—battery positive to starter .. .. .	1	AH256
Cable socket—dynamo cable .. .. .	2	AH100
Cable socket—battery negative to earth .. .. .	1	AH188
Cable socket for switchboard feed wire .. .. .	1	AH189
Battery clamp lug—negative .. .. .	2	AH121
Battery clamp lug—positive .. .. .	2	AH120
Cable socket—battery positive to starter cable .. .. .	1	AH338
Cable connections at bottom of steering column and at stop light switch .. .. .	2	AH339
<b>CLIPS.</b>		
Wiring clip—tail lamp wire .. .. .	3	AH193
Wiring clip—horn cables and magneto earth cables .. .. .	6	AH216
Wiring clip on top of steering support .. .. .	1	AH257
Wiring clip—nearside lamp cable .. .. .	3	AH258
Wiring clip—telegage, solenoid switchboard and tail lamp .. .. .	1	AH259
Wiring clip—telegage pipe, starter, tail lamp .. .. .	6	AH260
Wiring clip—head lamp cable .. .. .	2	AH261
Wiring clip—starter cable .. .. .	4	AH262
Wiring clip—tail lamp cable and telegage pipe .. .. .	3	AH263
Wiring clip—dynamo and junction box feed cables .. .. .	2	AH264
Cable clamp—Bakelite .. .. .	2	AH265
Cable clamp—Bakelite .. .. .	2	AH266
Cable binding clip—black fibre .. .. .	1	AH267
Wiring clips, starter cable, horn wires and magneto wire on dash .. .. .	2	AH340
<b>FERRULES.</b>		
Rubber ferrule—starter cables .. .. .	5	AH268
Rubber ferrule—dynamo and cut-out cable .. .. .	3	AH206
Rubber ferrule—junction box, solenoid and switchboard .. .. .	8	AH207
Rubber glove for dynamo cable .. .. .	1	AH269
Rubber ferrules for front cross member and side member, front .. .. .	4	AH341
Rubber ferrule for cable harness .. .. .	1	AH342
Rubber ferrule for cable connection AH339 .. .. .	1	AH343
Rubber ferrule for speedo. flex in cross brace member .. .. .	1	AH363

WHEN ORDERING PARTS QUOTE YOUR CAR NUMBER.

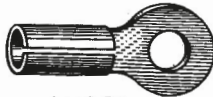
AUSTIN TWELVE SPARE PARTS LIST.



AH254




AH255



AH256




AH100




AH188



AH339



AH120



AH121



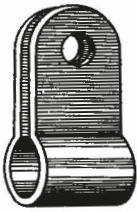
AH189



AH216



AH193



AH264



AH267



AH258



AH265



AH341



AH342



AH259



AH260




AH261



AH262



AH263



AH338



AH346



AH343



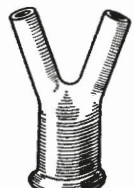
AH206



AH207



AH268



AH269



AH266

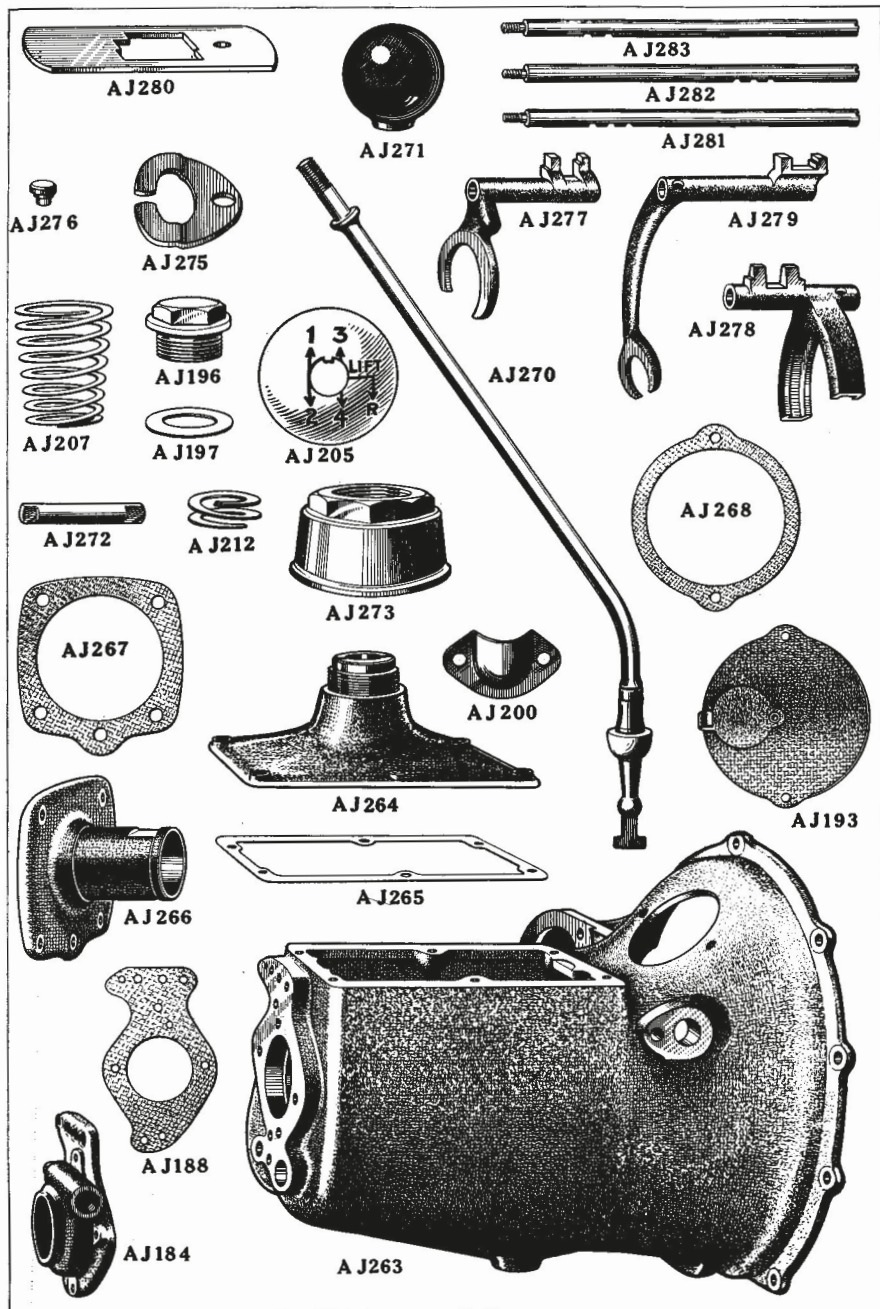
## AUSTIN TWELVE SPARE PARTS LIST.

## GEARBOX

DESCRIPTION.	Number Per Car.	Reference Number.
<b>GEAR BOX.</b>		
<b>Gear box</b>	1	AJ263
Bolts—gearbox to crankcase	7	AJ176
Nuts	7	AJ177
Setscrews—gearbox to crankcase	2	AJ178
Spring washers	9	AJ179
<b>Top cover</b>	1	AJ264
Joint washer	1	AJ265
Setscrews to gear box	6	AJ181
Spring washers	6	AJ182
<b>Front cover</b>	1	AJ266
Joint washer	1	AJ267
Setscrews to gearbox	4	AJ190
Spring washers	4	AJ191
<b>Rear cover</b>	1	AJ184
Joint washer	1	AJ188
Setscrews to gear box	4	AJ185
Setscrew to gear box	1	AJ186
Spring washers	5	AJ187
<b>Clutch pit cover complete</b>	1	AJ193
Joint washer	1	AJ268
Screws	2	AJ194
<b>Plug for sump</b>	1	AJ196
Joint washer	1	AJ197
<b>Plug for oil filler</b>	1	AJ198
Joint washer	1	AJ269
<b>Fume extractor</b>	1	AJ200
Setscrews	2	AJ201
<b>Change speed lever</b>	1	AJ270
Knob	1	AJ271
Cover for lever	1	AJ205
Peg	1	AJ272
Reverse spring	1	AJ207
Packing washer	1	AJ208
Spring ring	1	AJ209
<b>Cap for top cover</b>	1	AJ273
Joint washer	1	AJ274
Double coil spring washer	1	AJ212
<b>Interlock arm</b>	1	AJ275
<b>Pivot for interlock arm</b>	1	AJ276
<b>1st and 2nd speed fork</b>	1	AJ277
<b>3rd and 4th speed fork</b>	1	AJ278

WHEN ORDERING PARTS QUOTE YOUR CAR NUMBER.

AUSTIN TWELVE SPARE PARTS LIST.




AUSTIN TWELVE SPARE PARTS LIST.

**GEARBOX, contd.**

DESCRIPTION.	Number Per Car.	Reference Number.
<b>Reverse fork</b> .. .. .	1	AJ279
Balls for fork .. .. .	3	AJ241
Ball springs .. .. .	3	AJ247
<b>Change speed gate</b> .. .. .	1	AJ280
<b>1st and 2nd speed fork rod</b> .. .. .	1	AJ281
<b>3rd and 4th speed fork rod</b> .. .. .	1	AJ282
<b>Reverse fork rod</b> .. .. .	1	AJ283
Nuts for fork rods .. .. .	3	AJ246
Spring washers .. .. .	3	AJ284
<b>First motion shaft</b> .. .. .	1	AJ285
<b>Roller bearing in 1st motion shaft, 1in. x 1<math>\frac{1}{2}</math>in. x 1<math>\frac{1}{2}</math>in.</b> .. .. .	1	AJ286
Housing .. .. .	1	AJ287
<b>Ball bearing for 1st motion shaft, 45 x 85 x 19 m.m.</b> .. .. .	1	AJ220
Front bearing ring .. .. .	1	AJ288
<b>Third motion shaft</b> .. .. .	1	AJ289
Flange for third motion shaft .. .. .	1	AJ290
Nut .. .. .	1	AJ291
Lockwasher .. .. .	1	AJ292
<b>Ball bearing for third motion shaft, 1<math>\frac{1}{2}</math>in. x 3<math>\frac{1}{2}</math>in. x <math>\frac{7}{8}</math>in.</b> .. .. .	1	AJ229
<b>1st speed mainshaft gear</b> .. .. .	1	AJ293
<b>2nd speed mainshaft gear</b> .. .. .	1	AJ294
Bush .. .. .	1	AJ295
<b>3rd speed mainshaft gear with cone</b> .. .. .	1	AJ296
<b>3rd and 4th speed coupling</b> .. .. .	1	AJ297
<b>Synchronising sleeve</b> .. .. .	1	AJ298
<b>Fork ring for synchroniser</b> .. .. .	1	AJ299
Special bolts .. .. .	3	AJ300
<b>Synchronising springs</b> .. .. .	6	AJ301
Balls for springs .. .. .	6	AJ302
<b>Layshaft with plug</b> .. .. .	1	AJ303
<b>Constant mesh gear for layshaft</b> .. .. .	1	AJ304
<b>Laygear complete, including AJ306, 307 and 308</b> .. .. .	1	AJ305
Bush for layshaft, right-hand .. .. .	1	AJ306
Bush for layshaft, left-hand .. .. .	1	AJ307
Spring ring .. .. .	1	AJ308
<b>Reverse shaft</b> .. .. .	1	AJ309
Retainer for reverse shaft and layshaft .. .. .	1	AJ310
Stud .. .. .	1	AJ311
Nut .. .. .	1	AJ312
Lockwasher .. .. .	1	AJ313
<b>Reverse wheel and bush</b> .. .. .	1	AJ253
Bush .. .. .	1	AJ254
<b>Speedometer wheel</b> .. .. .	1	AJ238
<b>Speedometer pinion</b> .. .. .	1	AJ256
Bush for pinion .. .. .	1	AJ257
Joint washer for bush .. .. .	1	AJ258
Thrust button .. .. .	1	AJ259

WHEN ORDERING PARTS QUOTE YOUR CAR NUMBER.

AUSTIN TWELVE SPARE PARTS LIST.






## CLUTCH

DESCRIPTION.	Number Per Car.	Reference Number.
<b>Clutch operating shaft</b> ... ..	1	AJ168
Bushes ... ..	2	AJ124
Set screws ... ..	2	AJ125
Spring washers ... ..	2	AJ126
Cotter ... ..	1	AJ127
Nut ... ..	1	AJ128
Plain washer ... ..	1	AJ129
<b>Clutch pedal adjusting lever</b> ... ..	1	AJ130
<b>Clutch withdrawal collar</b> ... ..	1	AK46
Felt ... ..	1	AK17
Washer ... ..	1	AK18
Bearing assembly, 60 × 82 × 18 m.m. ... ..	1	AK21
Thrust nut ... ..	1	AK23
Lubricating tube ... ..	1	AK52
Grease nipple ... ..	1	AK53
<b>Flywheel cover</b> ... ..	1	AK2
Bolts ... ..	6	AK44
Lockwashers ... ..	6	AK33
<b>Declutching levers</b> ... ..	3	AK37
Pins ... ..	3	AK36
Springs ... ..	3	AK38
Pegs ... ..	3	AK39
<b>Clutch springs</b> ... ..	15	AK43
<b>Pressure plate</b> ... ..	1	AK3
Withdrawing pins ... ..	3	AK34
Pegs for pins ... ..	3	AK35
<b>Clutch rings</b> ... ..	2	AK49
Rivets ... ..	6	AK41
Rivets ... ..	6	AK42
<b>Clutch plate</b> ... ..	1	AK50
<b>Clutch plate centre</b> ... ..	1	AK51
<b>Oil thrower</b> ... ..	1	AK12
<b>Flywheel</b> ... ..	1	AK54
Bolts ... ..	4	AK26
Plain washers ... ..	4	AK27
Slotted nuts ... ..	2	AK28
Split pins ... ..	4	AK29
Cone nuts ... ..	2	AK30
Bush for cone nut ... ..	2	AK31
<b>Bearing, <math>\frac{3}{4} \times 2 \times \frac{11}{16}</math> in.</b> ... ..	1	AK24
Bearing cover plate ... ..	1	AK25

WHEN ORDERING PARTS QUOTE YOUR CAR NUMBER.

AUSTIN TWELVE SPARE PARTS LIST.



# FRONT AXLE AND BRAKES

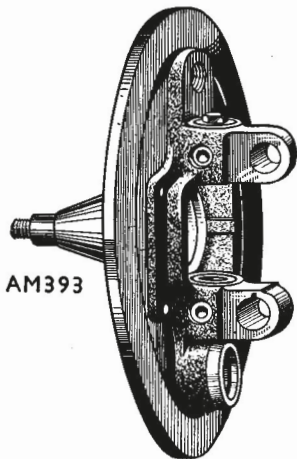
DESCRIPTION.	Number Per Car.	Reference Number.
<b>FRONT AXLE.</b>		
Front Axle ... ..	1	AM392
Swivel axle, offside, including AM395, 396, 397, 407, 408 and 416 ... ..	1	AM393
Swivel axle, nearside, including AM395, 396, 397, 407, 408 and 416 ... ..	1	AM394
Plugs ... ..	2	AM395
Nuts ... ..	2	AM4
Split pins ... ..	2	AM6
Swivel pin bushes—top ... ..	2	AM396
Swivel pin bushes—bottom ... ..	2	AM397
<b>Swivel axle pins</b> ... ..	2	AM398
Cotter pins ... ..	2	AM399
Nuts ... ..	2	AM199
Spring washers ... ..	2	AM200
Swivel pin thrust bearings, 1in. $\times$ 1 $\frac{3}{8}$ in. $\times$ $\frac{5}{8}$ in. ... ..	2	AM201
Dust covers for bearings ... ..	2	AM202
Grease nipples ... ..	2	AM252
<b>Front hubs</b> ... ..	2	AM400
Wheel bolts ... ..	12	AM401
Wheel nuts ... ..	12	AM402
Hub cap ... ..	2	AM373
Ball bearings—inner, 60 $\times$ 110 $\times$ 22 m.m. ... ..	2	AM222
Ball bearings—outer, 1in. $\times$ 2 $\frac{1}{2}$ in. $\times$ $\frac{3}{4}$ in. ... ..	2	AM223
Distance pieces ... ..	2	AM403
Clamping nuts ... ..	2	AM305
Lockwashers ... ..	2	AM404
Setscrews for lockwashers ... ..	4	AM405
Leather oil retaining rings ... ..	2	AM306
Distance rings for leather ... ..	2	AM307

WHEN ORDERING PARTS QUOTE YOUR CAR NUMBER.

AUSTIN TWELVE SPARE PARTS LIST.



AM392



AM393



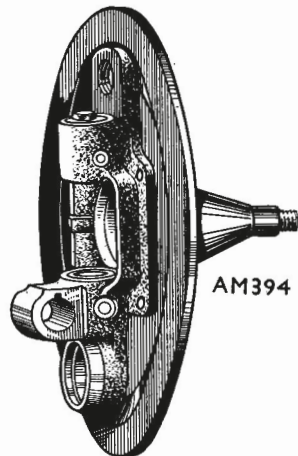
AM 4



AM395



AM396



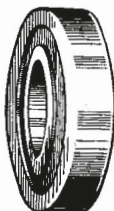
AM394




AM373



AM223



AM222




AM403



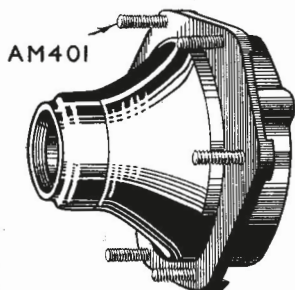
AM306



AM307



AM305



AM401



AM402



AM399



AM252



AM404



AM202



AM201



AM398

AM400

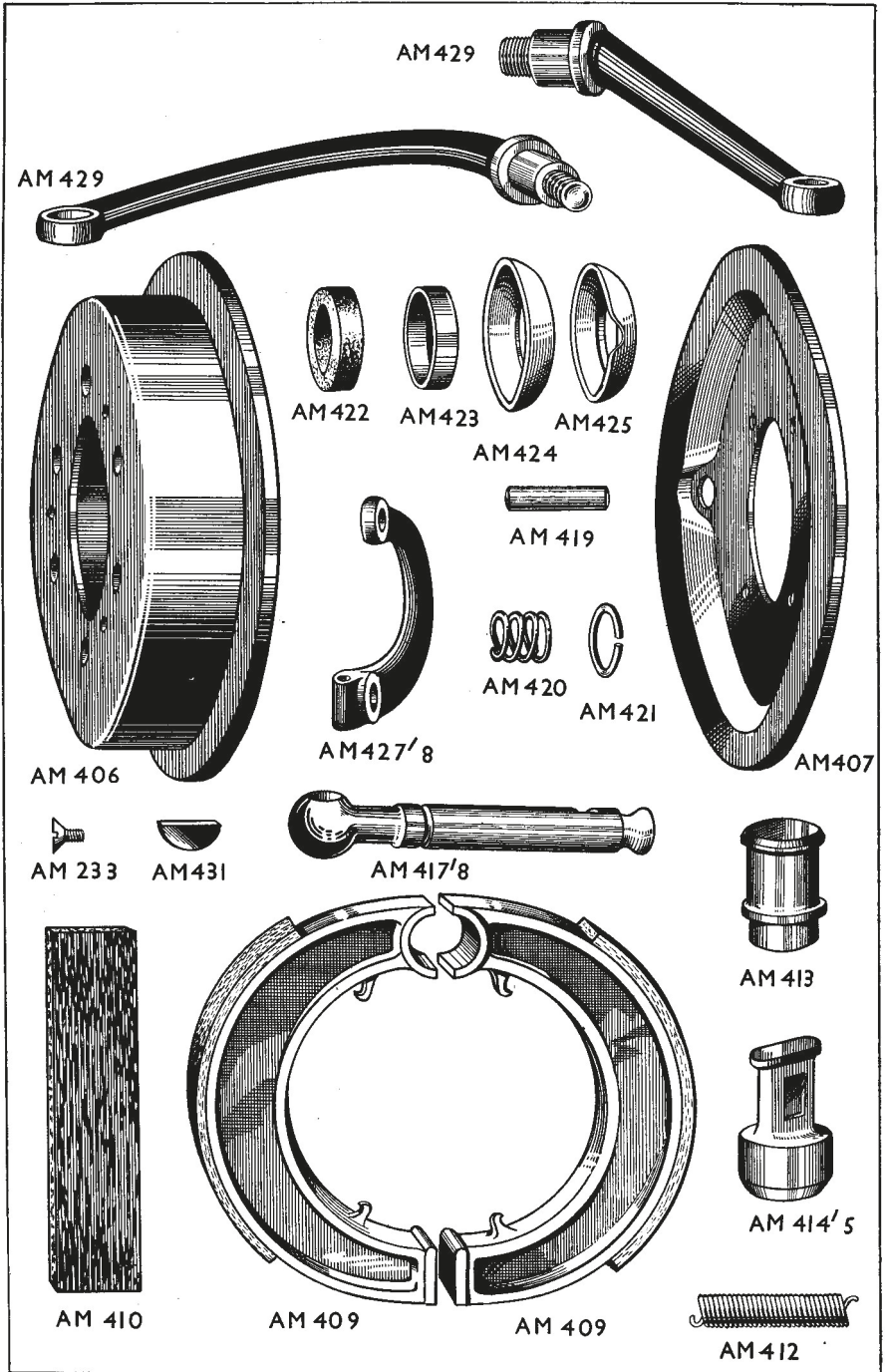
AUSTIN TWELVE SPARE PARTS LIST.

**FRONT AXLE AND BRAKES, contd.**

DESCRIPTION.	Number Per Car.	Reference Number.
<b>Brake drums</b> ... ..	2	<b>AM406</b>
Screws for brake drums ... ..	6	<b>AM233</b>
<b>Dust covers for brake drums</b> ... ..	2	<b>AM407</b>
Rivets for dust covers ... ..	8	<b>AM408</b>
<b>Brake shoes with linings</b> ... ..	4	<b>AM409</b>
Linings ... ..	4	<b>AM410</b>
Rivets ... ..	24	<b>AM411</b>
Brake shoe springs ... ..	4	<b>AM412</b>
Brake shoe pins ... ..	2	<b>AM413</b>
<b>Brake cam—offside</b> ... ..	1	<b>AM414</b>
<b>Brake cam—nearside</b> ... ..	1	<b>AM415</b>
Bushes for brake cam ... ..	2	<b>AM416</b>
<b>Brake operating shaft—offside</b> ... ..	1	<b>AM417</b>
<b>Brake operating shaft—nearside</b> ... ..	1	<b>AM418</b>
Brake shaft joint pins ... ..	2	<b>AM419</b>
Springs ... ..	2	<b>AM420</b>
Spring rings for shaft ... ..	2	<b>AM421</b>
Felt rings ... ..	4	<b>AM422</b>
Covers for felt ... ..	2	<b>AM423</b>
Dust covers for joint—outer ... ..	2	<b>AM424</b>
Dust covers for joint—inner ... ..	2	<b>AM425</b>
Springs ... ..	2	<b>AM426</b>
<b>Brake lever—offside</b> ... ..	1	<b>AM427</b>
<b>Brake lever—nearside</b> ... ..	1	<b>AM428</b>
Cotters ... ..	2	<b>AM215</b>
Nuts ... ..	2	<b>AM216</b>
Spring washers ... ..	2	<b>AM217</b>
<b>Cross tube swivel arms</b> ... ..	2	<b>AM429</b>
<b>Side tube swivel arm</b> ... ..	1	<b>AM430</b>
Keys ... ..	3	<b>AM431</b>
Nuts ... ..	3	<b>AM31</b>
Spring washers ... ..	3	<b>AM32</b>

WHEN ORDERING PARTS QUOTE YOUR CAR NUMBER.

AUSTIN TWELVE SPARE PARTS LIST.



# STEERING


DESCRIPTION.	Number Per Car.	Reference Number.
<b>Steering wheel</b> ... ..	1	AM378
Nut ... ..	1	AM42
<b>Friction disc base and tube</b> ... ..	1	AM384
<b>Throttle control tube and lever (lower)</b> ... ..	1	AM385
Double coil spring washer ... ..	1	AM326
Spring separating plate ... ..	1	AM327
<b>Ignition control tube and lever (upper)</b> ... ..	1	AM386
Fibre ferrule ... ..	1	AM344
Clamp for ferrule ... ..	1	AM345
Screw for clamp ... ..	1	AM346
Nut for screw ... ..	1	AM347
Packing washer ... ..	1	AM348
<b>Friction disc—top with headlamp switch</b> ... ..	1	AM374
3-Core cable ... ..	1	AM375
Nuts for studs in top cover ... ..	3	AM355
<b>Outer column (including thrust collar and bush)</b> ... ..	1	AM387
<b>Felt bush for outer column</b> ... ..	1	AM285
Collar for bush ... ..	1	AM286
Thrust collar bush ... ..	1	AM165
<b>Thrust adjusting ring</b> ... ..	1	AM166
<b>Oil cup</b> ... ..	1	AM61
Washer ... ..	1	AM62
<b>Bolts for thrust collar and column</b> ... ..	4	AM184
Spring washers ... ..	4	AM54
<b>Inner column and worm</b> ... ..	1	AM388
Screws (worm to column) ... ..	4	AM147
<b>Bearings (large)</b> $1\frac{1}{2} \times 2\frac{1}{8} \times \frac{3}{8}$ ... ..	1	AM174
<b>Bearings (small)</b> $1\frac{1}{8} \times 1\frac{3}{8} \times \frac{5}{16}$ in. ... ..	1	AM176
<b>Felt ring plate</b> ... ..	1	AM143
Felt ring ... ..	1	AM144
<b>Collar for inner column</b> ... ..	1	AM298
Felt bush ... ..	1	AM299
<b>Throttle lever (on steering box)</b> ... ..	1	AM389
<b>Ignition lever (on steering box)</b> ... ..	1	AM390
Bolts to levers ... ..	2	AM65
Plain nuts ... ..	2	AM66

WHEN ORDERING PARTS QUOTE YOUR CAR NUMBER

AUSTIN TWELVE SPARE PARTS LIST.



AM374



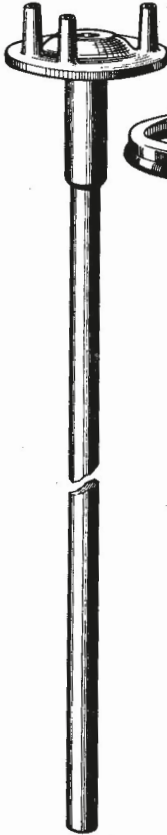
AM378



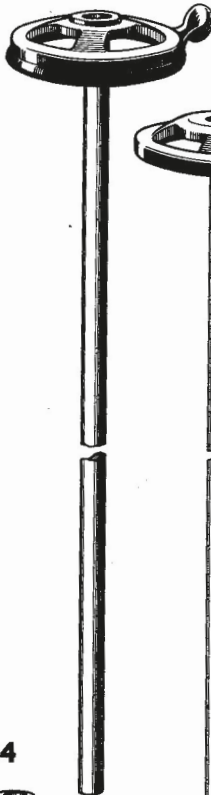
AM327




AM326



AM384



AM385



AM386



AM375



AM388



AM387



AM42



AM299



AM298



AM285



AM286



AM61



AM62



AM174



AM176



AM143



AM144



AH389



AM344



AM345



AM166




AUSTIN TWELVE SPARE PARTS LIST.

**STEERING, contd.**

DESCRIPTION.	Number Per Car.	Reference Number
<b>Horn operator ring</b> ... ..	1	<b>AM379</b>
Contact ring ... ..	1	<b>AM290</b>
Main insulator ... ..	1	<b>AM291</b>
Insulator washer ... ..	1	<b>AM292</b>
Insulator strip ... ..	1	<b>AM293</b>
Distance sleeve ... ..	1	<b>AM356</b>
Distance sleeve (Westminster Saloon only)... ..	1	<b>AM381</b>
Packing washer ... ..	1	<b>AM357</b>
Spring ... ..	1	<b>AM295</b>
Cable, horn to horn operator ... ..	1	<b>AM323</b>
<b>Dash lamp and switch, complete (see AH364)</b>	1	<b>AM364</b>
<b>Steering column bracket (including AM381 and 382)</b> ... ..	1	<b>AM376</b>
Pivot bolt ... ..	1	<b>AM381</b>
Clamping screws ... ..	2	<b>AM382</b>
<b>Steering arm shaft</b> ... ..	1	<b>AM331</b>
Nuts ... ..	2	<b>AM126</b>
Split pins ... ..	2	<b>AM128</b>
Keys ... ..	2	<b>AM129</b>
Bush ... ..	1	<b>AM310</b>
Thrust washer ... ..	1	<b>AM183</b>
<b>Adjustable thrust button</b> ... ..	1	<b>AM332</b>
Lockwasher ... ..	1	<b>AM168</b>
Plain packing washer ... ..	1	<b>AM333</b>
Plain packing washers ... ..	3	<b>AM334</b>
Plain packing washers ... ..	3	<b>AM335</b>
Setscrew (thrust button to cover) ... ..	1	<b>AM336</b>
Lockwasher ... ..	1	<b>AM337</b>
<b>Steering worm wheel</b> ... ..	1	<b>AM338</b>
<b>Steering arm</b> ... ..	1	<b>AM391</b>
<b>Steering box</b> ... ..	1	<b>AM308</b>
Steering box bush ... ..	1	<b>AM154</b>
Bolts (box to frame) ... ..	2	<b>AM311</b>
Nuts ... ..	2	<b>AM181</b>
Lockwasher ... ..	1	<b>AM158</b>
<b>Adjustment bolt for AM310</b> ... ..	1	<b>AM169</b>
Nut ... ..	1	<b>AM185</b>
Spring washer ... ..	1	<b>AM148</b>
<b>Steering box cover</b> ... ..	1	<b>AM339</b>
Set screws (cover to box) ... ..	4	<b>AM182</b>
Lockwashers ... ..	4	<b>AM159</b>
<b>Friction disc tube clamp</b> ... ..	1	<b>AM312</b>
<b>Friction disc tube clamping bolt—rear light</b> ... ..	1	<b>AM313</b>
Nut ... ..	1	<b>AM178</b>
Spring washer ... ..	1	<b>AM179</b>
<b>Grease gun nipples (straight)</b> ... ..	2	<b>AM260</b>
<b>Grease gun nipples (angular)</b> ... ..	2	<b>AM369</b>

WHEN ORDERING PARTS QUOTE YOUR CAR NUMBER.

AUSTIN TWELVE SPARE PARTS LIST.



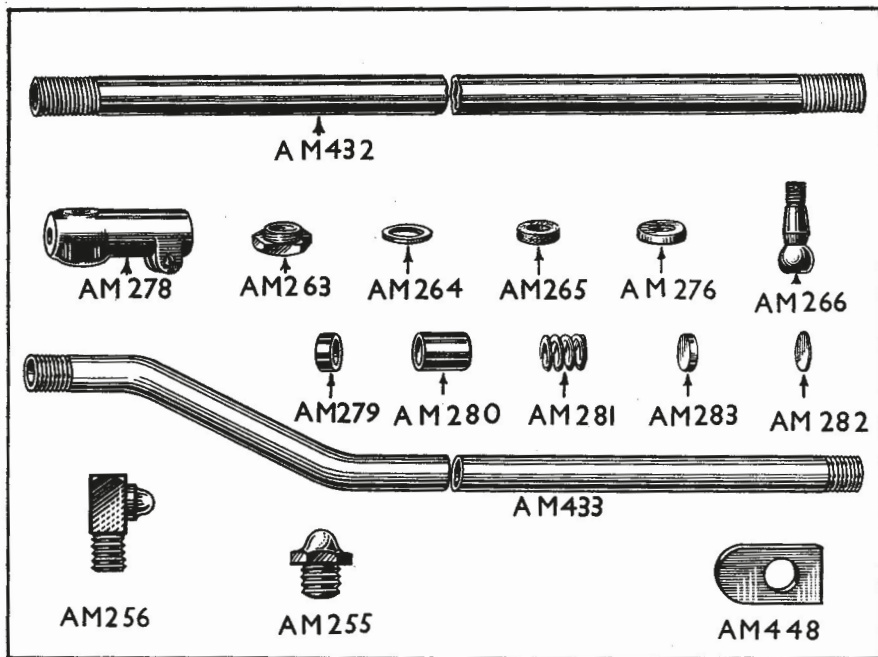
AUSTIN TWELVE SPARE PARTS LIST.

**STEERING, contd.**

DESCRIPTION.	Number Per Car.	Reference Number.
<b>Steering cross tube</b> ... ..	1	<b>AM432</b>
Cross tube ends ... ..	2	<b>AM278</b>
Plugs for cross tube ends ... ..	2	<b>AM263</b>
Fibre washers for plugs ... ..	2	<b>AM264</b>
Felt rings ... ..	2	<b>AM265</b>
Felt ring covers ... ..	2	<b>AM276</b>
Ball pins ... ..	2	<b>AM266</b>
Nuts for pins ... ..	2	<b>AM269</b>
Split pins ... ..	2	<b>AM270</b>
Ball sockets (short) ... ..	2	<b>AM279</b>
Ball sockets (long) ... ..	2	<b>AM280</b>
Springs ... ..	2	<b>AM281</b>
Packing washers ... ..	6	<b>AM282</b>
Packing washers ... ..	4	<b>AM283</b>
<b>Bolts for cross tube end</b> ... ..	2	<b>AM271</b>
Nuts ... ..	2	<b>AM272</b>
Washers ... ..	2	<b>AM273</b>
<b>Grease gun nipple (Auto-ram type)</b> ... ..	1	<b>AM256</b>
<b>Steering side tube</b> ... ..	1	<b>AM433</b>
Side tube ends ... ..	2	<b>AM434</b>
Plugs ... ..	2	<b>AM435</b>
Packing washers ... ..	2	<b>AM436</b>
Bolts ... ..	2	<b>AM437</b>
Nuts ... ..	2	<b>AM438</b>
Spring washers ... ..	2	<b>AM439</b>
<b>Grease nipple, front end</b> ... ..	1	<b>AM255</b>
<b>Grease nipple, rear end</b> ... ..	1	<b>AM256</b>
Washers ... ..	2	<b>AM440</b>
<b>Ball pins</b> ... ..	2	<b>AM441</b>
Nuts for ball pins ... ..	2	<b>AM442</b>
Split pins ... ..	2	<b>AM443</b>
<b>Ball sockets, long</b> ... ..	2	<b>AM444</b>
<b>Ball sockets, short</b> ... ..	2	<b>AM445</b>
Springs ... ..	2	<b>AM446</b>
Felt rings ... ..	2	<b>AM447</b>
Lockwashers ... ..	2	<b>AM448</b>

WHEN ORDERING PARTS QUOTE YOUR CAR NUMBER.

AUSTIN TWELVE SPARE PARTS LIST.

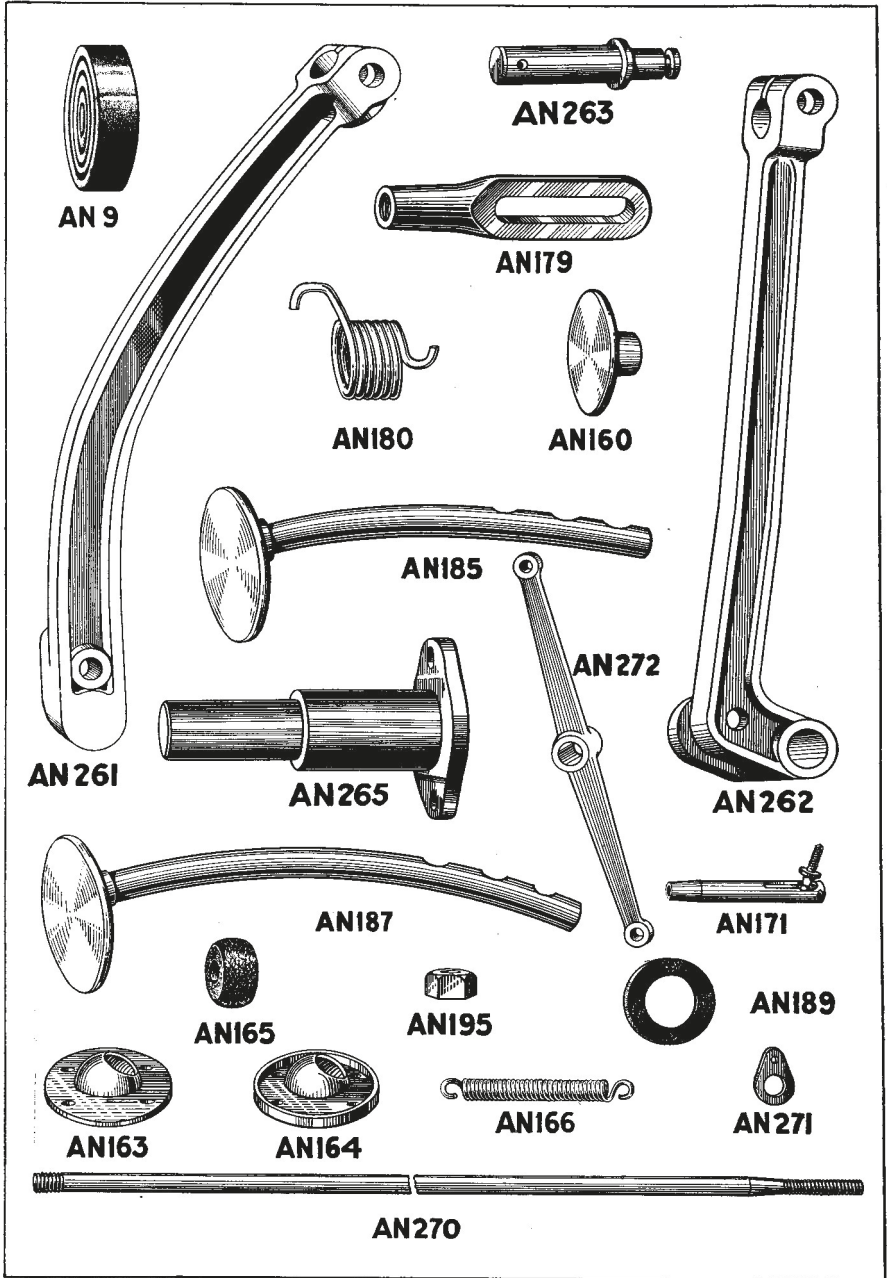


# Hand and Foot Controls

DESCRIPTION.	Number Per Car.	Reference Number.
<b>Clutch pedal lever</b> ... ..	1	AN261
<b>Brake pedal lever</b> ... ..	1	AN262
<b>Brake pedal pin</b> ... ..	1	AN263
<b>Sliding link for brake pedal lever</b> ... ..	1	AN179
Brake pedal return spring ... ..	1	AN180
Setscrew, spring to shaft ... ..	1	AN264
Split pin for brake pedal pin ... ..	1	AN265
<b>Bolts for clutch and brake pedal levers</b> ... ..	2	AN182
Nuts ... ..	2	AN183
Spring washers ... ..	2	AN184
<b>Clutch pedal stalk and pad (except Westminster Saloon)</b> ... ..	1	AN185
<b>Clutch pedal stalk and pad (Westminster Saloon only)</b> ... ..	1	AN186
<b>Brake pedal stalk and pad (except Westminster Saloon)</b> ... ..	1	AN187
<b>Brake pedal stalk and pad (Westminster Saloon only)</b> ... ..	1	AN188
Pedal rubbers ... ..	2	AN9
Rubber washers ... ..	2	AN189
Steel washers ... ..	2	AN266
<b>Brake pedal shaft</b> ... ..	1	AN267
Bolts, shaft to frame ... ..	2	AN268
Nuts ... ..	2	AN191
Spring washers ... ..	2	AN192
Brake pedal shaft flange—loose ... ..	1	AN269
<b>Accelerator control rod</b> ... ..	1	AN270
<b>Accelerator pedal pad</b> ... ..	1	AN160
Pedal spring ... ..	1	AN166
Spring pull washer ... ..	1	AN271
Support—top ... ..	1	AN163
Support—bottom ... ..	1	AN164
Felt rings ... ..	2	AN165
Locknuts ... ..	2	AN195
Screws for supports ... ..	4	AN196
Nuts ... ..	4	AN197
Spring washers ... ..	4	AN198
Beam for accelerator control ... ..	1	AN272
Fulcrum pin ... ..	1	AN273
<b>Ball joint at lower end of rod</b> ... ..	1	AN171

WHEN ORDERING PARTS QUOTE YOUR CAR NUMBER.

AUSTIN TWELVE SPARE PARTS LIST.



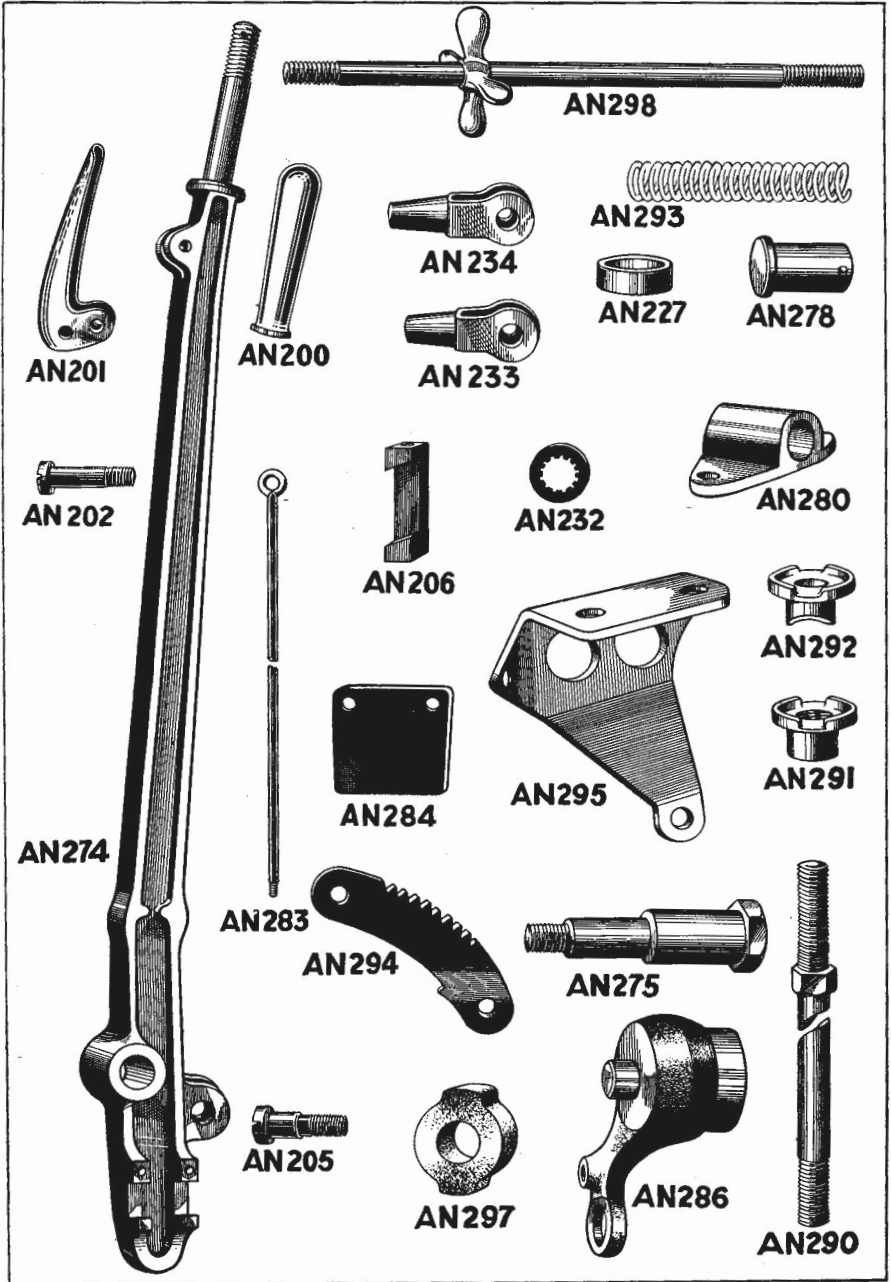
AUSTIN TWELVE SPARE PARTS LIST.

**HAND AND FOOT CONTROLS.—Contd.**

DESCRIPTION.	Number Per Car.	Reference Number.
<b>Hand brake lever (including AN284 and 285) ...</b>	1	AN274
Handle ... ..	1	AN200
<b>Hand brake lever shaft</b> ... ..	1	AN275
Nut for shaft ... ..	1	AN276
Split pin ... ..	1	AN277
<b>Hand brake lever pin</b> ... ..	1	AN278
Split pin ... ..	1	AN279
<b>Hand brake lever shaft bracket</b> ... ..	1	AN280
Rivets to frame ... ..	3	AN281
<b>Brake trigger</b> ... ..	1	AN201
Pin ... ..	1	AN202
Nuts ... ..	2	AN203
Spring ... ..	1	AN282
<b>Brake catch rod</b> ... ..	1	AN283
Pin ... ..	1	AN205
Catch ... ..	1	AN206
Spring ... ..	1	AN207
<b>Plate for lever</b> ... ..	1	AN284
Rivets for plate ... ..	2	AN285
<b>Hand brake operating lever</b> ... ..	1	AN286
Bolt ... ..	1	AN287
Nut ... ..	1	AN288
Spring washer ... ..	1	AN289
<b>Hand brake adjusting rod, complete</b> ... ..	1	AN290
Nut for adjusting rod ... ..	1	AN291
Distance piece ... ..	1	AN292
Spring ... ..	1	AN293
<b>Quadrant</b> ... ..	1	AN294
Support to frame ... ..	1	AN295
Bolt—quadrant to support ... ..	1	AN296
Nut ... ..	1	AN214
Spring washer ... ..	1	AN215
Bolt—brake lever stop ... ..	1	AN216
Nut ... ..	1	AN217
Spring washer ... ..	1	AN218
Rubber buffer ... ..	1	AN297
<b>Foot brake adjusting rod and wing nut</b> ... ..	1	AN298
Nut ... ..	1	AN225
Spring ... ..	1	AN299
Collar ... ..	1	AN227
<b>Front brake rods</b> ... ..	2	AN300
<b>Rear brake rods, 9ft. 4½in. wheelbase</b> ... ..	2	AN301

WHEN ORDERING PARTS QUOTE YOUR CAR NUMBER.

AUSTIN TWELVE SPARE PARTS LIST.



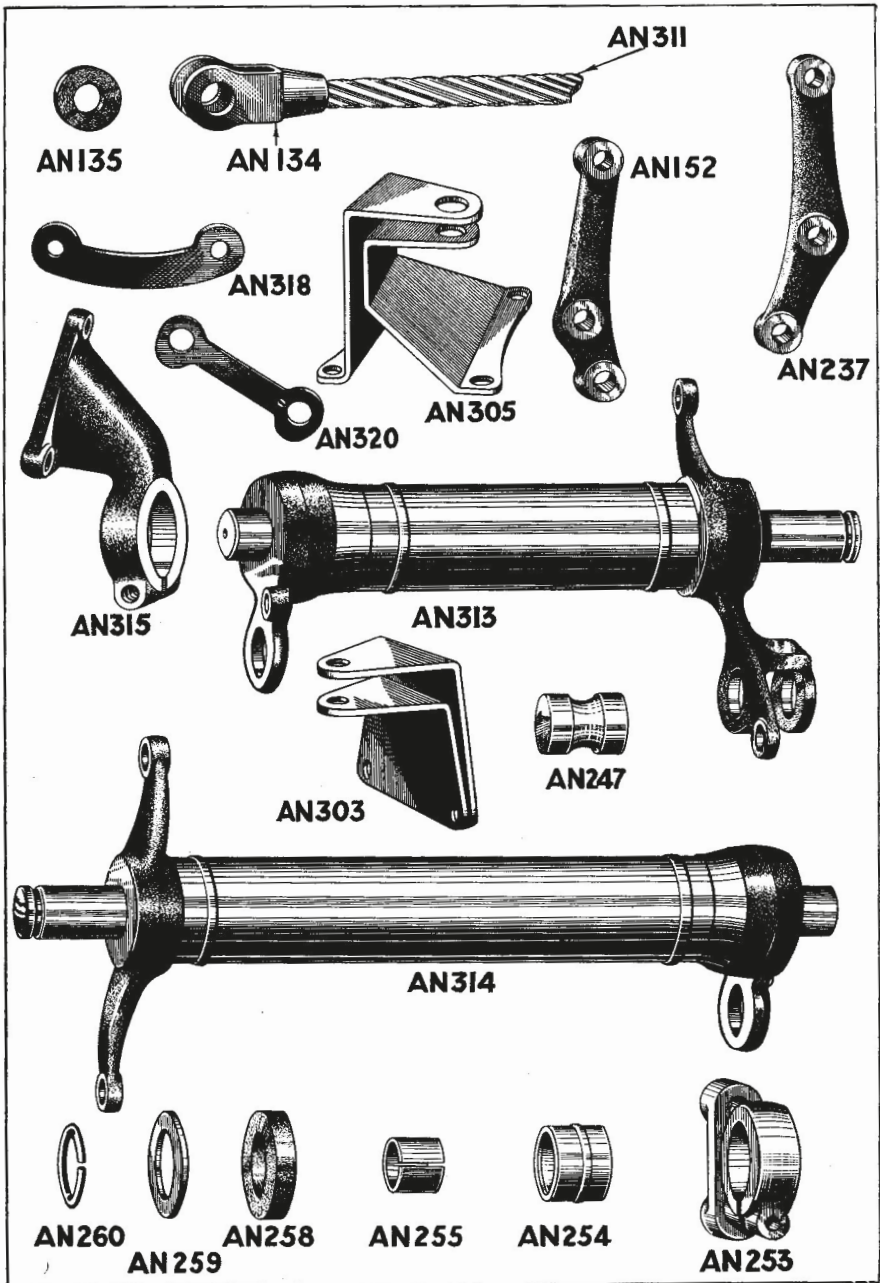


**HAND AND FOOT CONTROLS.—Contd.**

DESCRIPTION.	Number Per Car.	Reference Number.
<b>Rear brake rods, 10ft. 0½in. wheelbase</b> ...	2	<b>AN302</b>
Locknuts ... ..	4	<b>AN231</b>
Shakeproof lockwashers ... ..	4	<b>AN232</b>
Forks—left hand thread ... ..	4	<b>AN233</b>
Forks—right hand thread ... ..	4	<b>AN234</b>
Pins ... ..	20	<b>AN235</b>
Split pins ... ..	20	<b>AN236</b>
<b>Links for front brake</b> ... ..	2	<b>AN152</b>
<b>Links for rear brake</b> ... ..	2	<b>AN237</b>
Bracket for links—front... ..	2	<b>AN303</b>
Rivets to frame ... ..	4	<b>AN304</b>
<b>Bracket for link—rear offside, 9ft. 4½in. wheel- base</b> ... ..	1	<b>AN305</b>
<b>Bracket for link—rear nearside, 9ft. 4½in. wheelbase</b> ... ..	1	<b>AN306</b>
<b>Bracket for link—rear offside, 10ft. 0½in. wheelbase</b> ... ..	1	<b>AN307</b>
<b>Bracket for link—rear nearside, 10ft. 0½in. wheelbase</b> ... ..	1	<b>AN308</b>
Rivets to frame ... ..	8	<b>AN309</b>
<b>Front brake ropes</b> ... ..	2	<b>AN310</b>
<b>Rear brake ropes, 9ft. 4½in. wheelbase</b> ... ..	2	<b>AN311</b>
<b>Rear brake ropes, 10ft. 0½in. wheelbase</b> ... ..	2	<b>AN312</b>
Brake rope forks ... ..	8	<b>AN134</b>
Felt rings for forks ... ..	32	<b>AN135</b>
Spikes for rope ends ... ..	8	<b>AN68</b>
<b>Brake cross shaft complete—offside...</b> ... ..	1	<b>AN313</b>
<b>Brake cross shaft complete—nearside</b> ... ..	1	<b>AN314</b>
<b>Pin for centre levers</b> ... ..	1	<b>AN247</b>
<b>Cross shaft centre bracket</b> ... ..	1	<b>AN315</b>
Setscrews for brackets ... ..	3	<b>AN251</b>
Setscrew for bracket ... ..	1	<b>AN316</b>
Spring washer ... ..	1	<b>AN317</b>
Lockwashers ... ..	2	<b>AN318</b>
<b>Cross shaft outer brackets</b> ... ..	2	<b>AN253</b>
Bush with liner ... ..	3	<b>AN254</b>
Zinc liners ... ..	3	<b>AN255</b>
Setscrews ... ..	2	<b>AN256</b>
Setscrews ... ..	4	<b>AN319</b>
Lockwashers ... ..	2	<b>AN320</b>
Spring washers ... ..	2	<b>AN257</b>
<b>Felt rings for cross shaft</b> ... ..	6	<b>AN258</b>
Washers for felt ... ..	2	<b>AN259</b>
Spring rings ... ..	2	<b>AN260</b>

WHEN ORDERING PARTS QUOTE YOUR CAR NUMBER.

AUSTIN TWELVE SPARE PARTS LIST.

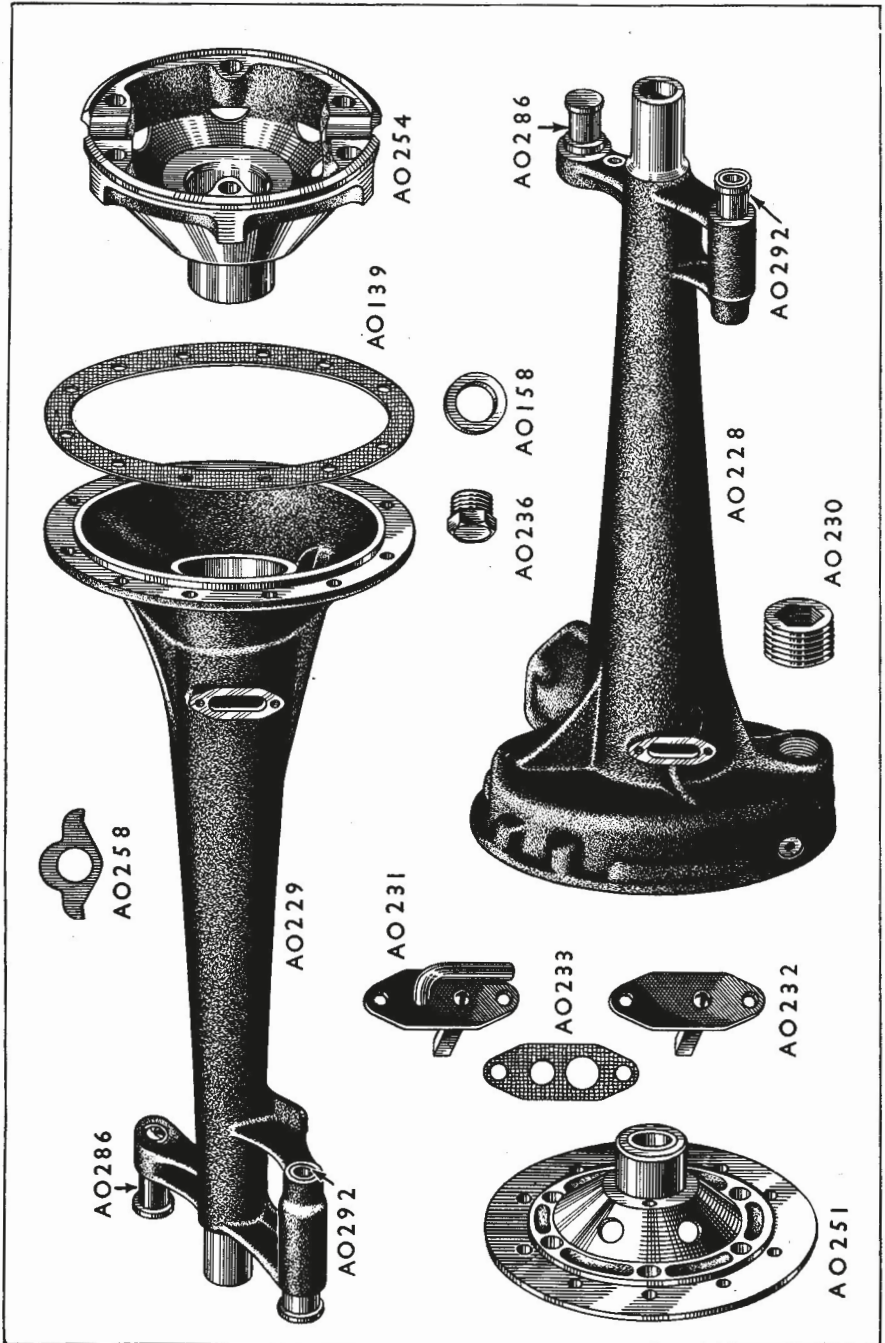


## REAR AXLE

DESCRIPTION.	Number Per Car.	Reference Number.
<b>Axle tube—offside, including AO286 and 292 ...</b>	1	<b>AO228</b>
<b>Axle tube—nearside, including AO286 and 292</b>	1	<b>AO229</b>
Joint washer ... ..	1	<b>AO139</b>
Setscrews ... ..	24	<b>AO04</b>
Lockwashers ... ..	12	<b>AO140</b>
Drain plug ... ..	1	<b>AO230</b>
<b>Adjustment cover—offside, with locking peg and air vent ... ..</b>	1	<b>AO231</b>
<b>Adjustment cover—nearside, with locking peg</b>	1	<b>AO232</b>
Joint washer ... ..	2	<b>AO233</b>
Setscrews ... ..	4	<b>AO234</b>
Spring washers ... ..	4	<b>AO235</b>
<b>Plug for axle tube ... ..</b>	1	<b>AO236</b>
Washer for plug ... ..	1	<b>AO158</b>
<b>Bevel pinion flange ... ..</b>	1	<b>AO237</b>
Nut for pinion ... ..	1	<b>AO238</b>
Lockwasher ... ..	1	<b>AO239</b>
Adjustment washer, .004in. thick ... ..	3	<b>AO240</b>
Adjustment washer, .006in. thick ... ..	3	<b>AO241</b>
Adjustment washer, .036in. thick ... ..	1	<b>AO242</b>
Oil retaining ring ... ..	1	<b>AO243</b>
Distance ring ... ..	1	<b>AO244</b>
<b>Roller journal bearing, 1in. x 2½in. x ¾in. x ¾in. ... ..</b>	1	<b>AO245</b>
<b>Ball journal bearings, 1¼in. x 3½in. x ¾in. ... ..</b>	2	<b>AO246</b>
<b>Sleeve for pinion bearing ... ..</b>	1	<b>AO247</b>
Cover for pinion bearing ... ..	1	<b>AO248</b>
Setscrews for sleeve and cover ... ..	6	<b>AO249</b>
Lockwashers ... ..	6	<b>AO250</b>

WHEN ORDERING PARTS QUOTE YOUR CAR NUMBER.

AUSTIN TWELVE SPARE PARTS LIST.

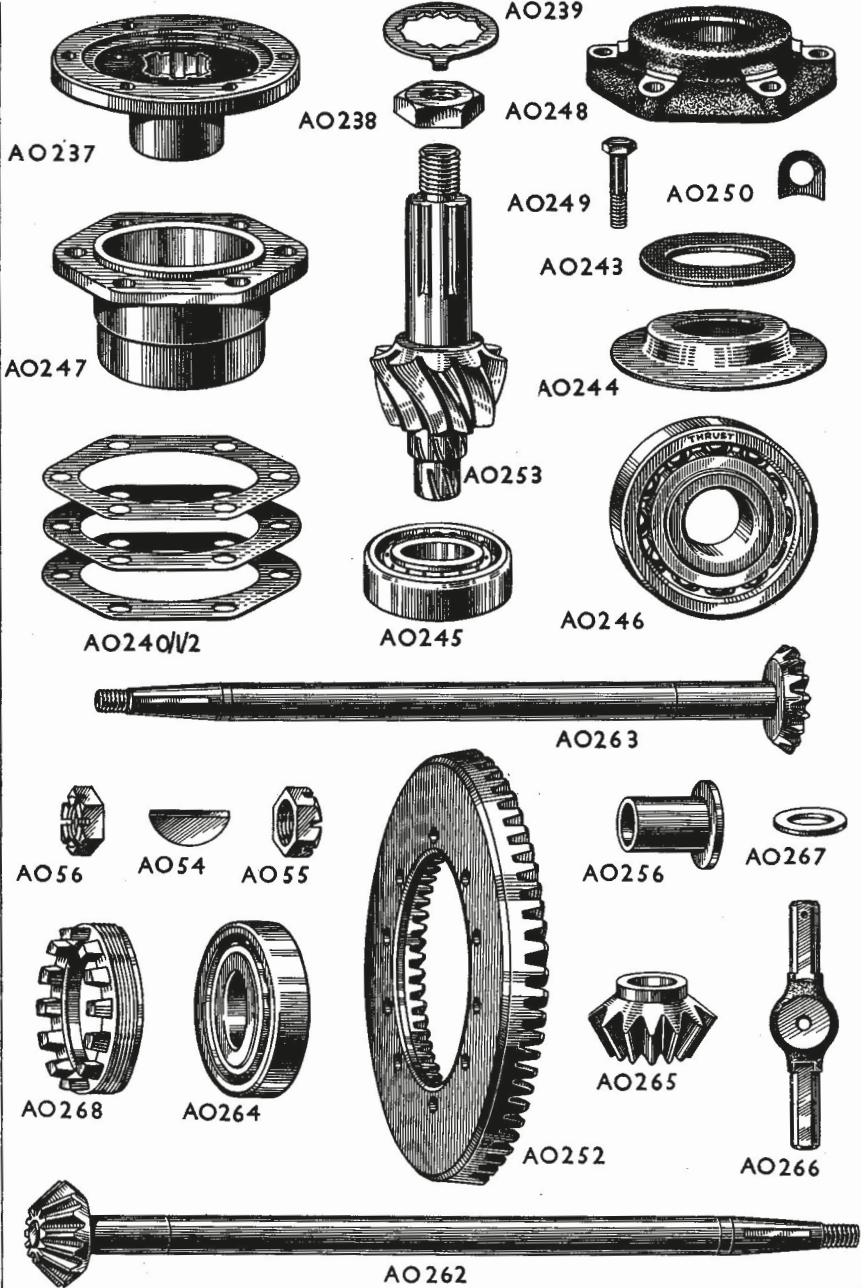


**REAR AXLE, contd.**

DESCRIPTION.	Number Per Car.	Reference Number.
<b>Differential case—offside, including bush</b> ...	1	AO251
<b>Crown wheel</b> ... ..	AO252 1	} AO255
<b>Bevel pinion</b> ... ..	AO253 1	
<b>Differential case—nearside, including bush</b> AO254 1	1	
<p>Crown wheels and bevel pinions are stocked in mated pairs only. It is strongly recommended that a nearside differential case also be ordered with each Crown Wheel and pinion pair, as the nearside differential case is rivetted to the Crown Wheel during manufacture. These three parts should therefore always be ordered together under the reference number shown.</p>		
<b>Bushes for differential case</b> ... ..	2	AO256
Bolts ... ..	6	AO257
Nuts ... ..	6	AO30
Lockwashers ... ..	6	AO258
<p>If at any time it become necessary to fasten a Crown Wheel to a nearside differential case, and rivetting tools are not available, bolts as under can be supplied for use in place of rivets.</p>		
Bolts—Crown wheel to differential ...	10	AO259
Nuts ... ..	10	AO260
Lockwashers ... ..	5	AO261
<b>Differential shaft—offside</b> ... ..	1	AO262
<b>Differential shaft—nearside</b> ... ..	1	AO263
Keys for differential shaft ... ..	2	AO54
Nut—left-hand thread ... ..	1	AO55
Nut—right-hand thread ... ..	1	AO56
Split pins ... ..	2	AO57
<b>Ball bearings, 1<math>\frac{1}{8}</math>in. x 4in. x <math>\frac{13}{16}</math>in. x <math>\frac{11}{16}</math>in.</b> ...	2	AO264
<b>Differential pinion</b> ... ..	3	AO265
<b>Differential pinion centre</b> ... ..	1	AO266
<b>Differential pinion thrust rings</b> ... ..	2	AO267
<b>Crown wheel adjusting collars</b> ... ..	2	AO268
<b>Rear hubs</b> ... ..	2	AO269

WHEN ORDERING PARTS QUOTE YOUR CAR NUMBER.

AUSTIN TWELVE SPARE PARTS LIST.




AUSTIN TWELVE SPARE PARTS LIST.

**REAR AXLE, contd.**

DESCRIPTION.	Number Per Car.	Reference Number.
<b>Ball journal bearings, 2in. x 4½in. x 1-<sup>1</sup>/<sub>16</sub>in.</b> ...	2	<b>AO63</b>
Clamping nuts ...	2	<b>AO270</b>
Lockwashers ...	2	<b>AO271</b>
Setscrews for lockwashers ...	2	<b>AO272</b>
Oil throwers ...	2	<b>AO273</b>
Leather oil retaining rings ...	2	<b>AO274</b>
Plates for rings ...	2	<b>AO275</b>
Distance pieces ...	2	<b>AO276</b>
<b>Brake drums</b> ...	2	<b>AO277</b>
Setscrews—brake drum to hub ...	6	<b>AO278</b>
Wire wheel bolts ...	12	<b>AO279</b>
<b>Brake shoes with linings</b> ...	4	<b>AO280</b>
Linings ...	4	<b>AO281</b>
Rivets for brake linings ...	24	<b>AO282</b>
<b>Brake shoe springs</b> ...	4	<b>AO283</b>
<b>Dust shields</b> ...	2	<b>AO284</b>
Setscrews for dust shields ...	4	<b>AO285</b>
Spring washers ...	4	<b>AO85</b>
<b>Brake pins</b> ...	2	<b>AO286</b>
<b>Brake cam spindle—offside</b> ...	1	<b>AO287</b>
<b>Brake cam spindle—nearside</b> ...	1	<b>AO288</b>
<b>Felt ring for cam spindle</b> ...	2	<b>AO289</b>
Cover for felt ring ...	2	<b>AO290</b>
<b>Cam spindle lever—offside</b> ...	1	<b>AO225</b>
<b>Cam spindle lever—nearside</b> ...	1	<b>AO226</b>
Cotter for cam spindle ...	2	<b>AO92</b>
Nuts for cotters ...	2	<b>AO93</b>
Spring washers ...	2	<b>AO291</b>
<b>Cam spindle bearings with zinc lining</b> ...	2	<b>AO292</b>

WHEN ORDERING PARTS QUOTE YOUR CAR NUMBER

AUSTIN TWELVE SPARE PARTS LIST.





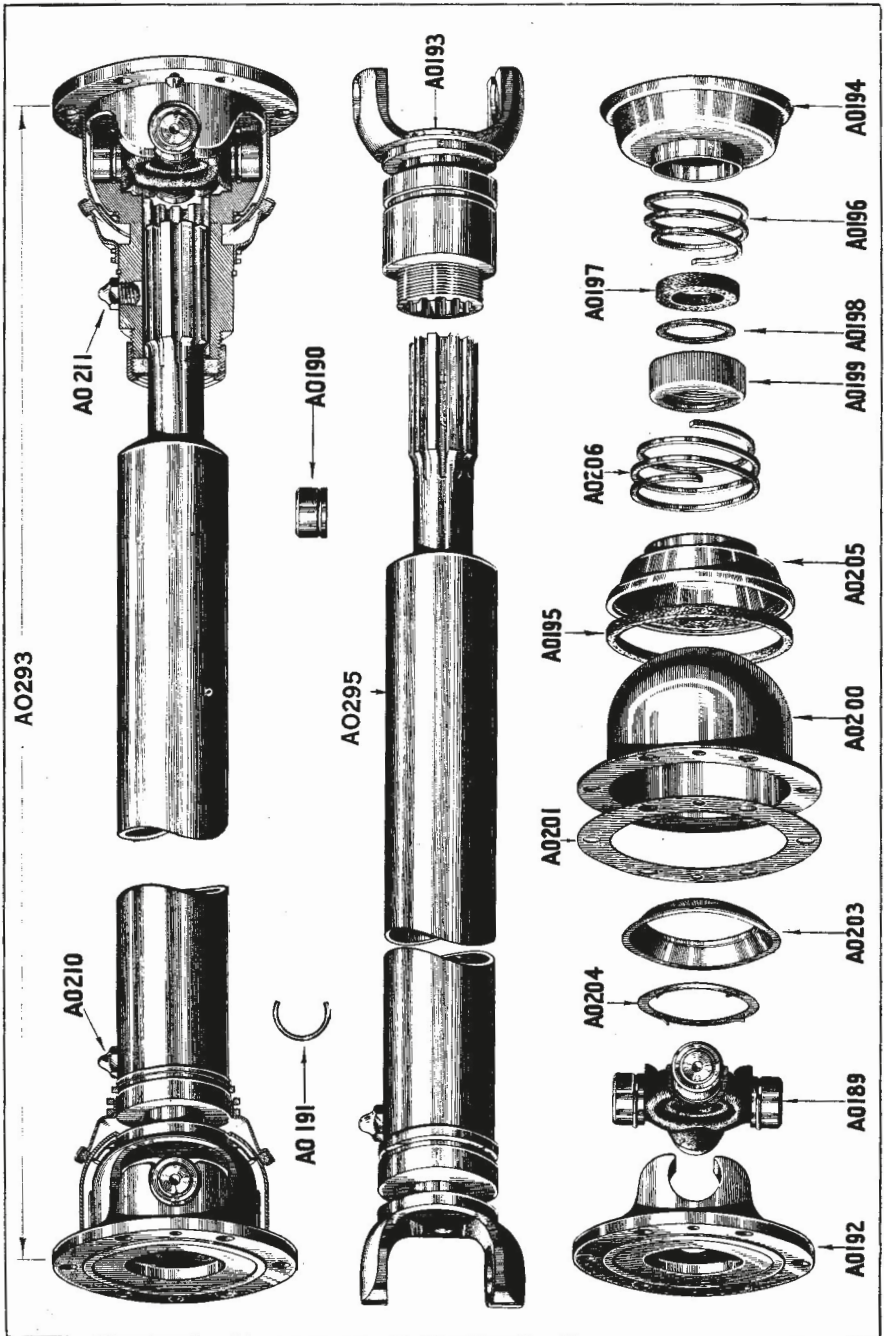
# PROPELLER SHAFT

## (9ft. 4½in. WHEELBASE)

DESCRIPTION.	Number Per Car.	Reference Number.
<b>Propeller shaft complete with joints (9ft. 4½in. wheelbase)</b> ... ..	1	AO293
<b>Propeller shaft with bare ends (9ft. 4½in. wheelbase)</b> ... ..	1	AO295
<b>Joint trunnions, including AO194 and 195</b> ...	2	AO189
Bushes for trunnion, both ends ... ..	8	AO190
Spring rings, both ends ... ..	4	AO191
<b>Flange yokes, both ends</b> ... ..	2	AO192
<b>Sleeve yoke, front end</b> ... ..	1	AO193
<b>Outer casing, front end, including AO195</b> ...	1	AO194
Packing, both ends ... ..	1	AO195
Spring, front end ... ..	1	AO196
Felt washer, front end ... ..	1	AO197
Steel washer, front end ... ..	1	AO198
Dust cap, front end ... ..	1	AO199
<b>Inner casing, front end</b> ... ..	1	AO200
Joint washers, both ends ... ..	2	AO201
Screws for inner casings ... ..	4	AO202
Baffle cup, front end ... ..	1	AO203
Spring, rear end ... ..	1	AO204
<b>Outer casing, rear end, including AO195</b> ...	1	AO205
Spring, rear end ... ..	1	AO206
<b>Inner casing, rear end</b> ... ..	1	AO207
Baffle cup, rear end ... ..	1	AO208
Spring, rear end ... ..	1	AO209
<b>Grease nipple, rear end</b> ... ..	1	AO210
<b>Grease nipple, front end</b> ... ..	1	AO211
<b>Bolts for propeller shaft, both ends</b> ... ..	12	AO221
Lockwashers ... ..	6	AO223
Nuts ... ..	12	AO222

WHEN ORDERING PARTS QUOTE YOUR CAR NUMBER.

AUSTIN TWELVE SPARE PARTS LIST.



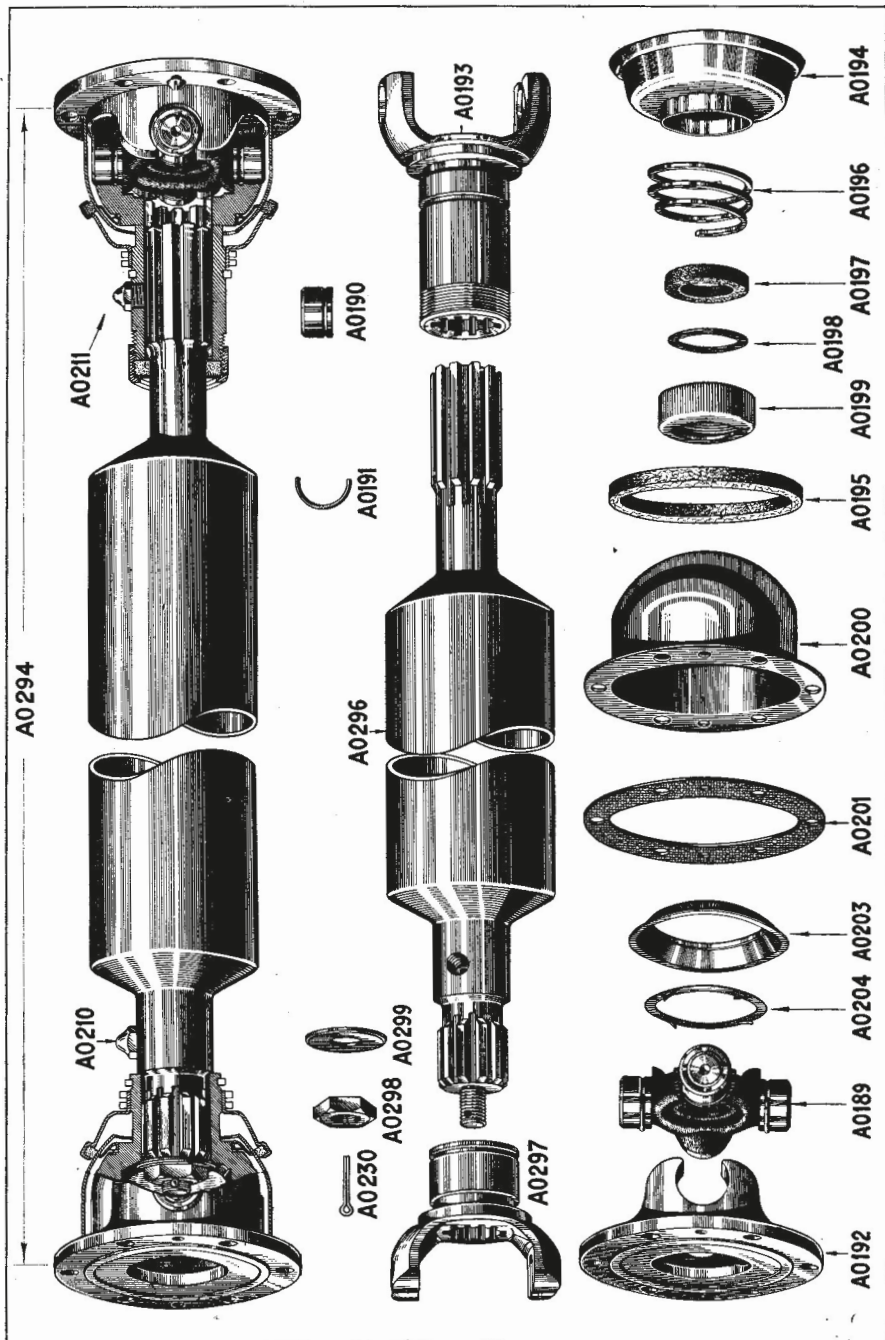
# PROPELLER SHAFT

(10ft. 0½in. WHEELBASE)

DESCRIPTION.	Number Per Car.	Reference Number.
<b>Propeller shaft complete with joints</b> .. .. .	1	AO294
<b>Propeller shaft with bare ends</b> .. .. .	1	AO296
Shaft nut .. .. .	1	AO298
Shaft washer .. .. .	1	AO299
Shaft cotter .. .. .	1	AO230
<b>Joint trunnion, including AO194 and AO195, both ends</b> .. .. .	2	AO189
<b>Bush for trunnion—both ends</b> .. .. .	8	AO190
Spring ring—both ends .. .. .	4	AO191
<b>Flange yoke—both ends</b> .. .. .	2	AO192
<b>Sleeve yoke—front end</b> .. .. .	1	AO193
<b>Ball yoke</b> .. .. .	1	AO297
<b>Outer casing—front end, including AO195</b> .. .. .	1	AO194
Packing—both ends .. .. .	2	AO195
Springs .. .. .	2	AO196
Felt washer—front end .. .. .	1	AO197
Steel washer—front end .. .. .	1	AO198
Dust cap front end .. .. .	1	AO199
<b>Inner casing</b> .. .. .	2	AO200
Joint washers—both ends .. .. .	2	AO201
Screws for inner casing, both ends .. .. .	4	AO202
Baffle cup .. .. .	2	AO203
Springs for baffle cup .. .. .	2	AO204
Grease nipple, rear end .. .. .	1	AO210
Grease nipple, front end .. .. .	1	AO211

WHEN ORDERING PARTS QUOTE YOUR CAR NUMBER.

AUSTIN TWELVE SPARE PARTS LIST.


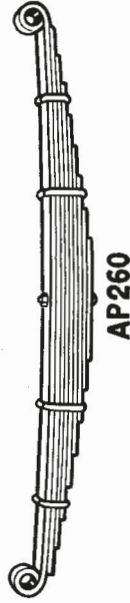
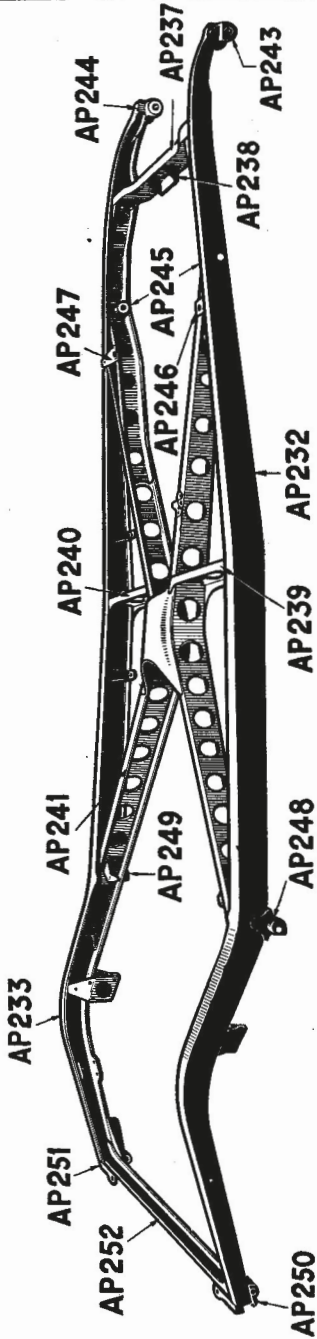


# FRAME AND DETAILS

DESCRIPTION.	Number Per Car.	Reference Number.
Frame complete with brackets (9ft. 4½in. wheelbase chassis) ... ..	1	AP231
Side member, offside, including AP155, 243, 245, 246, 248, 250, 253, 256, 258 and 259 (9ft. 4½in. wheelbase chassis) ... ..	1	AP232
Side member—nearside, including AP155, 244, 245, 247, 251, 253, 257, 258 and 259 (9ft. 4½in. wheelbase chassis) ... ..	1	AP233
Frame complete with brackets (10ft. 0½in. wheelbase chassis) ... ..	1	AP234
Side members, offside, including AP155, 243, 245, 246, 248, 250, 253, 256, 258 and 259 (10ft. 0½in. wheelbase chassis) ... ..	1	AP235
Side member, nearside, including AP155, 244, 245, 247, 251, 253, 257, 258 and 259 ... ..	1	AP236
Front cross member, including AP238 ... ..	1	AP237
Engine support bracket—front ... ..	1	AP238
2nd cross member—offside ... ..	1	AP239
2nd cross member—nearside ... ..	1	AP240
Cross brace member complete, including AP254 and 255 (9ft. 4½in. wheelbase chassis) ... ..	1	AP241
Cross brace member, complete, including AP254 (10ft. 0½in. wheelbase chassis) ... ..	1	AP242
Frame front end—offside ... ..	1	AP243
Frame front end—nearside ... ..	1	AP244
Front spring rear brackets ... ..	2	AP245
Engine rear bracket plate—offside ... ..	1	AP246
Engine rear bracket plate—nearside ... ..	1	AP247
Rear spring front bracket—offside ... ..	1	AP248
Rear spring front bracket—nearside ... ..	1	AP249
Frame rear end—offside ... ..	1	AP250
Frame rear end—nearside ... ..	1	AP251
Rear cross member ... ..	1	AP252
Steering box bracket ... ..	1	AP253

WHEN ORDERING PARTS QUOTE YOUR CAR NUMBER.

**FRAME COMPLETE AP 231**



AUSTIN TWELVE SPARE PARTS LIST.

**FRAME AND DETAILS, contd.**

DESCRIPTION.	Number Per Car.	Reference Number.
<b>Silencer front bracket</b> ... ..	1	<b>AP254</b>
<b>Silencer rear bracket (9ft. 4½ in. wheelbase)</b> ...	1	<b>AP255</b>
<b>Front step bracket and stay—right-hand</b> ...	1	<b>AP256</b>
<b>Front step bracket and stay—left-hand</b> ...	1	<b>AP257</b>
<b>Centre step brackets and stay</b> ... ..	2	<b>AP258</b>
<b>Rear step brackets and stay</b> ... ..	2	<b>AP259</b>
<b>Front springs including bushes</b> ... ..	2	<b>AP260</b>
Bushes (silent bloc) ... ..	6	<b>AP155</b>
Front spring pins ... ..	6	<b>AP148</b>
Front spring shackles—inside ... ..	2	<b>AP261</b>
Front spring shackles—outside ... ..	2	<b>AP262</b>
Lockwashers—front shackle pin ... ..	2	<b>AP263</b>
Lockwashers—front and rear pins ... ..	6	<b>AP23</b>
Plain nuts ... ..	6	<b>AP22</b>
<b>Front spring clips</b> ... ..	4	<b>AP126</b>
Nuts ... ..	8	<b>AP86</b>
Lockwashers ... ..	4	<b>AP87</b>
Pads ... ..	2	<b>AP88</b>
<b>Rear springs, including bushes</b> ... ..	2	<b>AP264</b>
Bushes (silent bloc) ... ..	6	<b>AP155</b>
Rear spring shackles ... ..	2	<b>AP265</b>
Rear spring pins ... ..	6	<b>AP148</b>
Nuts ... ..	4	<b>AP22</b>
<b>Rear spring clips</b> ... ..	2	<b>AP266</b>
<b>Plate for clip—offside</b> ... ..	1	<b>AP267</b>
<b>Plate for clip—nearside</b> ... ..	1	<b>AP268</b>
Nut for clip ... ..	8	<b>AP31</b>
Lockwashers ... ..	4	<b>AP32</b>
Pads ... ..	2	<b>AP34</b>
Locating plates ... ..	2	<b>AP269</b>
<b>Rear axle bumpers</b> ... ..	1	<b>AP270</b>

WHEN ORDERING PARTS QUOTE YOUR CAR NUMBER.

AUSTIN TWELVE SPARE PARTS LIST.




AP261



AP262



AP263



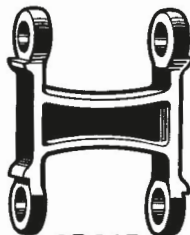
AP155



AP148



AP88



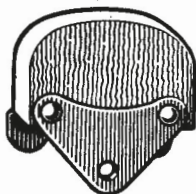
AP265



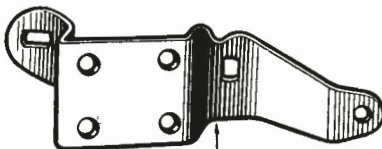
AP87



AP254



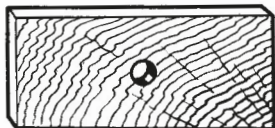
AP270



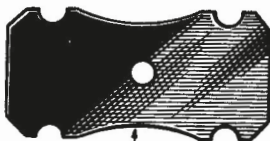
AP253



AP23



AP34



AP268



AP126




## UNDERSHIELDS


DESCRIPTION.	Number Per Car.	Reference Number.
<b>Engine undershield—front ... ..</b>	1	<b>AP271</b>
<b>Engine undershield—offside front ... ..</b>	1	<b>AP272</b>
<b>Engine undershield—offside rear ... ..</b>	1	<b>AP273</b>
<b>Engine undershield—nearside front ... ..</b>	1	<b>AP274</b>
<b>Engine undershield—nearside rear ... ..</b>	1	<b>AP275</b>
Packing washer for bolt—nearside rear ... ..	1	<b>AP276</b>
Bolt for undershield ... ..	10	<b>AP100</b>
Nuts ... ..	10	<b>AP46</b>
Plain washers ... ..	12	<b>AP47</b>
Spring washers ... ..	12	<b>AP48</b>

WHEN ORDERING PARTS QUOTE YOUR CAR NUMBER.

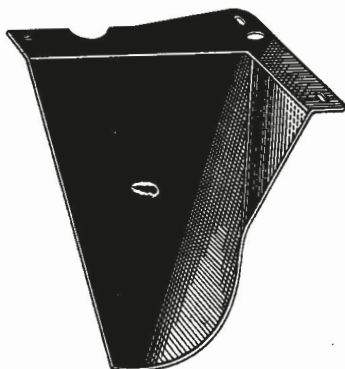
AUSTIN TWELVE SPARE PARTS LIST.



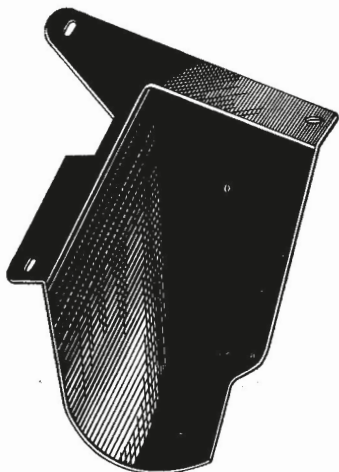
AP271



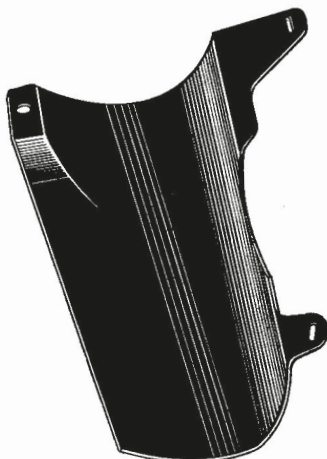
AP274



AP272



AP275



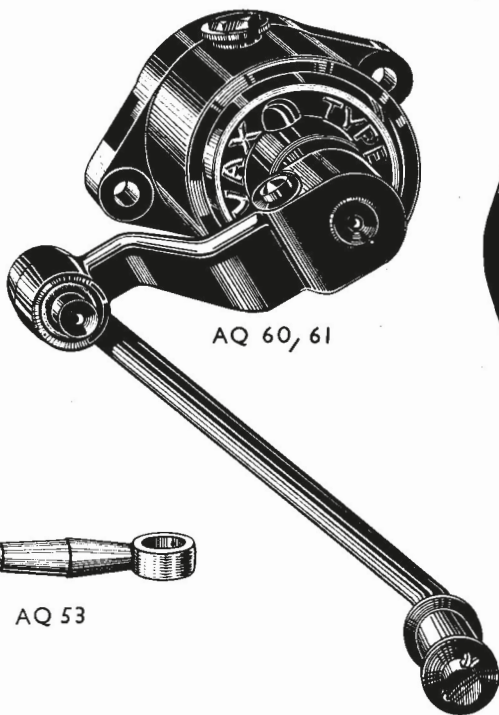
AP273

## SHOCK ABSORBERS

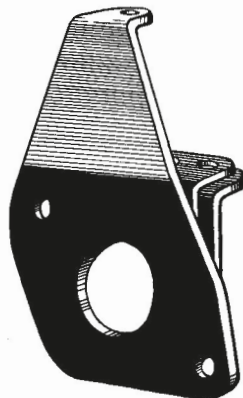
DESCRIPTION.	Number Per Car.	Reference Number.
<b>Shock absorber, front offside, complete with link</b> ... ..	1	AQ60
<b>Shock absorber, front nearside, complete with link</b> ... ..	1	AQ61
Bolts to frame, front ... ..	4	AQ62
Nuts ... ..	4	SQ50
Lockwashers ... ..	2	AQ52
<b>Pin in front axle</b> ... ..	2	AQ53
Nuts ... ..	2	AQ54
Spring washers ... ..	2	AQ55
<b>Shock absorber, rear offside, complete with link</b> ... ..	1	AQ63
<b>Shock absorber, rear nearside, complete with link</b> ... ..	1	AQ64
<b>Bracket, rear offside, complete</b> ... ..	1	AQ65
<b>Bracket, rear nearside, complete</b> ... ..	1	AQ66
Bolts to brackets ... ..	4	AQ67
Nuts ... ..	4	AQ68
Spring washers ... ..	4	AQ69

WHEN ORDERING PARTS QUOTE YOUR CAR NUMBER.

AUSTIN TWELVE SPARE PARTS LIST.



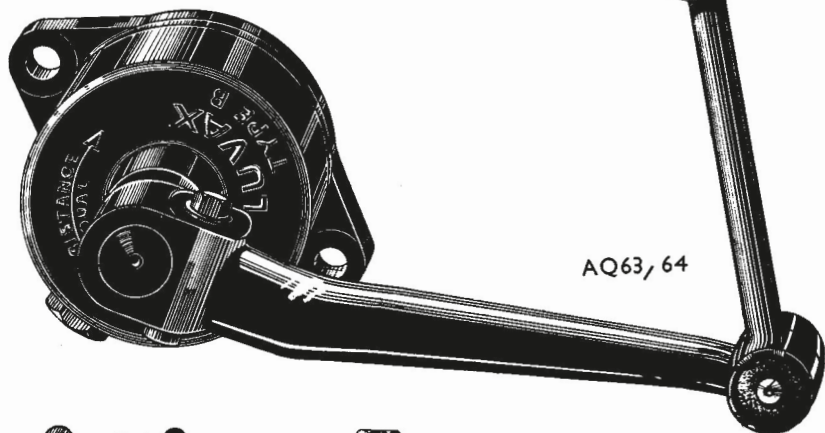
AQ 60, 61



AQ 65, 66



AQ 53



AQ 63, 64



AQ 52



AQ 62

# TOOLS

DESCRIPTION.	Number Per Car.	Reference Number.
Magneto spanner and gauge ... ..	1	AR1
Carburetter jet spanner ... ..	1	AR2
Tappet adjusting spanner ... ..	1	AR3
Sparking plug and tappet clearance gauge ...	1	AR4
Double ended spanner, $\frac{3}{16}$ in. and $\frac{1}{4}$ in. ...	1	AR5
Double ended spanner, $\frac{5}{16}$ in. and $\frac{3}{8}$ in. ...	1	AR6
Double ended spanner, $\frac{5}{8}$ in. and $\frac{1}{2}$ in. ...	1	AR7
Double ended spanner, $\frac{7}{16}$ in. and $\frac{1}{2}$ in. ...	1	AR8
Sparking plug box spanner ... ..	1	AR9
Tommy bar ... ..	1	AR10
Set of three box spanners ... ..	1	AR11
$\frac{3}{16}$ in. and $\frac{1}{4}$ in.		
$\frac{5}{16}$ in. and $\frac{3}{8}$ in.		
$\frac{7}{16}$ in. and $\frac{1}{2}$ in.		
6in. adjustable spanner ... ..	1	AR12
Screwdriver ... ..	1	AR13
Combination pliers ... ..	1	AR14
Water pump and fan adjusting spanner ...	1	AR15
<i>Wrap to hold all the above items</i> ... ..	1	AR28
Tyre levers (Dunlop balloon) ... ..	2	AR42
Tyre lever ... ..	1	AR53
Box spanner, 1in. ; gearbox filler and drain plug ... ..	1	AR31
Box spanner, $\frac{5}{8}$ in. and $\frac{7}{8}$ in. ... ..	1	AR17
Tommy bar ... ..	1	AR18
Valve spring lifter ... ..	1	AR48
Hub cap and petrol tank cap spanner ...	1	AR46
Spanner for 3rd motion shaft and starting nut ... ..	1	AR21
Lifting jack ... ..	1	AR52
Oiler ... ..	1	AR25
Wheel brace ... ..	1	AR26
Tyre pump ... ..	1	AR27
Grease gun ... ..	1	AR49
Ejector ... ..	1	AR50
Cylinder head lifting screw and rear axle drain-plug spanner ... ..	1	AR40

WHEN ORDERING PARTS QUOTE YOUR CAR NUMBER.




**SPECIAL PARTS FOR  
EXPORT CARS ONLY.**

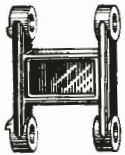
DESCRIPTION.	Number Per Car.	Reference Number.
<b>Front axle</b> ... ..	1	<b>AM319</b>
<b>Front spring with metal bushes</b> ... ..	2	<b>AP195</b>
Bushes for springs ... ..	4	<b>AP222</b>
Bushes for shackle ... ..	2	<b>AP196</b>
<b>Front spring pins</b> ... ..	5	<b>AP197</b>
<b>Front spring pin, rear (driver's right hand)</b> ... ..	1	<b>AP210</b>
<b>Front spring clips</b> ... ..	4	<b>AP126</b>
<b>Front axle bumpers</b> ... ..	2	<b>AP179</b>
<b>Front spring shackles</b> ... ..	2	<b>AP165</b>
Lockwashers ... ..	2	<b>AP130</b>
<b>Rear spring with metal bushes, R.H. (driver's right hand)</b> ... ..	1	<b>AP198</b>
<b>Rear spring with metal bushes, L.H. (driver's left hand)</b> ... ..	1	<b>AP198</b>
<b>Rear shackle (driver's right hand)</b> ... ..	1	<b>AP199</b>
<b>Rear shackle (driver's left hand)</b> ... ..	1	<b>AP200</b>
Bushes for springs ... ..	4	<b>AP201</b>
Bushes for shackles ... ..	2	<b>AP202</b>
Peg for bush in rear shackle ... ..	2	<b>AP203</b>
<b>Rear shackle pins</b> ... ..	2	<b>AP204</b>
<b>Rear bracket pins</b> ... ..	2	<b>AP205</b>
<b>Washers fom rear cross tube shackle pins</b> ... ..	2	<b>AP206</b>
Grease nipples ... ..	9	<b>AP207</b>
Grease nipples (rear bracket pin) ... ..	2	<b>AP208</b>
Grease nipple (front spring rear pin, driver's R.H.) ... ..	1	<b>AP209</b>
<b>Rear spring clips</b> ... ..	4	<b>AP220</b>
<b>Rear axle bumper (Berkeley Saloon)</b> ... ..	2	<b>AP221</b>

WHEN ORDERING PARTS QUOTE YOUR CAR NUMBER.

# SPECIAL PARTS FOR EXPORT CARS ONLY



AM 319



AP165



AP195



AP197



AP196



AP130



AP179



AP126



AP198



AP206



AP207




AP208



AP209




AP203




AP202



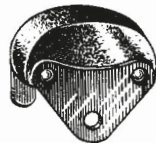
AP220



AP199



AP200



AP221



# EQUIPMENT.

THE AUSTIN MOTOR CO., LTD., accept no liability under the terms of their Warranty for Tyres, Speedometers, or the Electrical Equipment, or other goods, including Coachwork not of the Company's own manufacture.

All claims relating to any of these parts or fittings or orders for repairs to them, should be addressed to their manufacturers.

For our clients' convenience, we give below the names and addresses of the manufacturers, or suppliers of the goods in question.

**Important.**—When claims under guarantee are being made, it is absolutely necessary to quote the type and number of car, and also the commissioning date.

## MAGNETOS.

"M.L." .. M.L.Magneto Syndicate, Ltd., Victoria Works, Coventry.

## HORNS.

"KLAXET" .. Klaxon, Ltd., Warwick Road, Greet, Birmingham, and 36, Blandford Street, London, W.1.

## WINDSCREEN WIPERS.

"LUCAS" .. Joseph Lucas, Ltd., Great Hampton Street, Birmingham.

## ELECTRICAL EQUIPMENT.

"LUCAS" .. Joseph Lucas, Ltd., Great Hampton Street, Birmingham, and Dordrecht Road, Acton Vale, London, W.3.

## LAMPS.

"LUCAS" .. Joseph Lucas, Ltd., Great Hampton Street, Birmingham, and Dordrecht Road, Acton Vale, London, W.3.

## BATTERIES.

"LUCAS" .. Joseph Lucas, Ltd., Great Hampton Street, Birmingham, and Dordrecht Road, Acton Vale, London, W.3.

## GREASE GUNS.

"ENOTS" .. Benton and Stone, Ltd., Bracebridge Street, Birmingham.

## SPEEDOMETERS and FITTINGS, CLOCKS and PETROL GAUGES.

"SMITH" .. S. Smith and Sons (M. A.), Ltd., Cricklewood Works, London, N.W.2.

## DRIVING MIRRORS.

"LUCAS" .. Joseph Lucas, Ltd., Great Hampton Street, Birmingham.

"DESMO" .. Desmo, Limited, Desmo House, 31, Stafford Street, Birmingham.

## TYRES and TUBES.

"DUNLOP" .. Dunlop Rubber Co., Ltd., Fort Dunlop, Erdington, Birmingham.

**AUTOVAC** .. The Autovac Manufacturing Co., Ltd., Heaton Norris, Stockport

## CARBURETTERS.

"ZENITH" .. Zenith Carburetter Co., Ltd., 40-42, Newman Street, London, W.1.

## LIFTING JACKS.

"SHELLEY" .. R. T. Shelley, Ltd., Aston Brook Street, Birmingham.

